

## NS0-184 Dumps

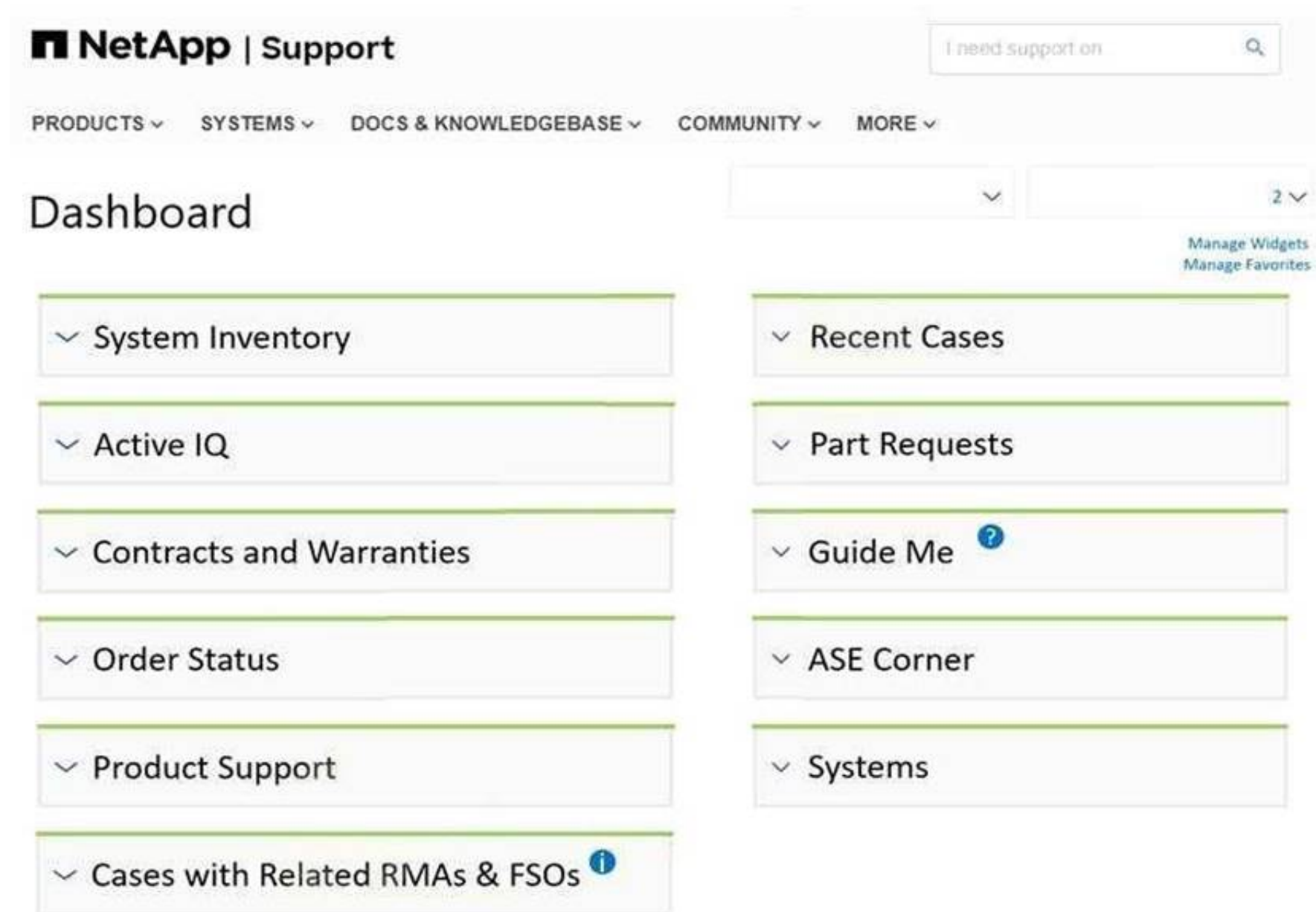
### NetApp Certified Storage Installation Engineer - ONTAP

<https://www.certleader.com/NS0-184-dumps.html>



**NEW QUESTION 1**

Click the Exhibit button.



During an ONTAP cluster handover procedure, your customer asks how to identify and solve issues that might occur on the newly deployed array.

Referring to the exhibit, which two widgets would the customer use to help with these issues?

(Choose two.)

- A. Guide Me
- B. Active IQ
- C. Contracts and Warranties
- D. ASE Corner

**Answer:** AC

**NEW QUESTION 2**

You installed two separate clusters in an isolated data center without outbound network access. The customer wants to troubleshoot issues locally and also create custom Excel reports for capacity utilization from a local server.

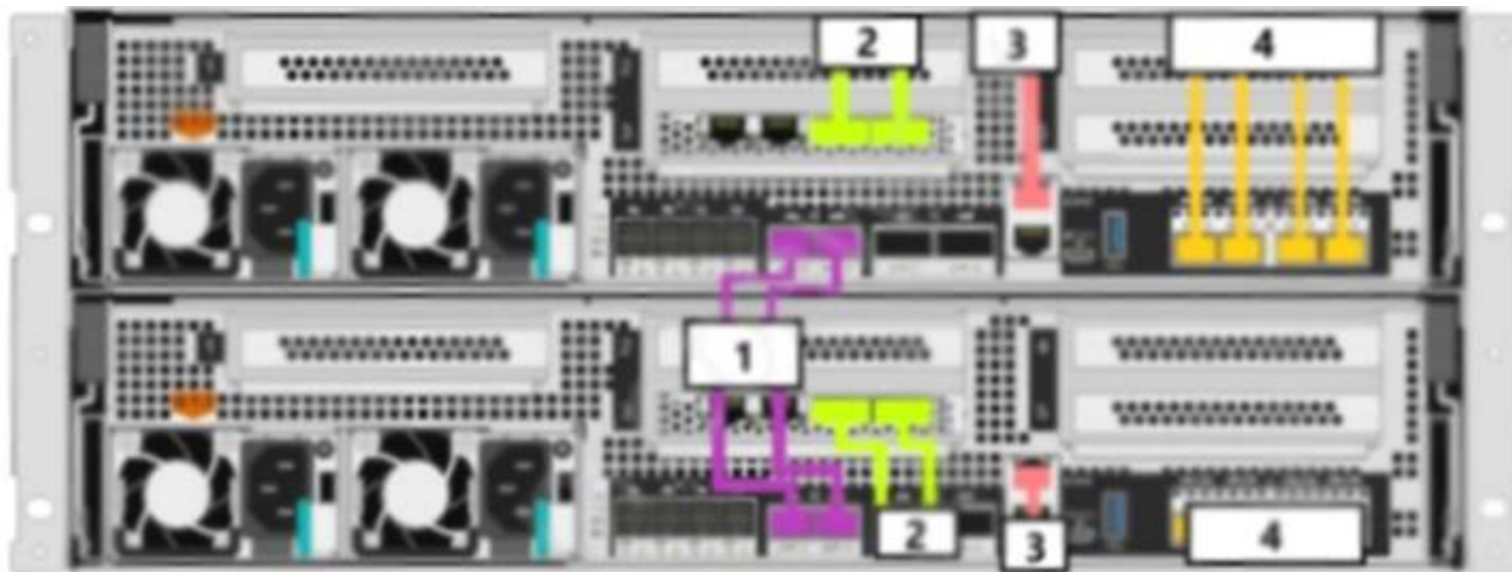
In this scenario, which NetApp tool would satisfy this requirement?

- A. Active IQ Digital Advisor
- B. Cloud Insights
- C. ONTAP System Manager
- D. Active IQ Unified Manager

**Answer:** D

**NEW QUESTION 3**

Click the Exhibit button.



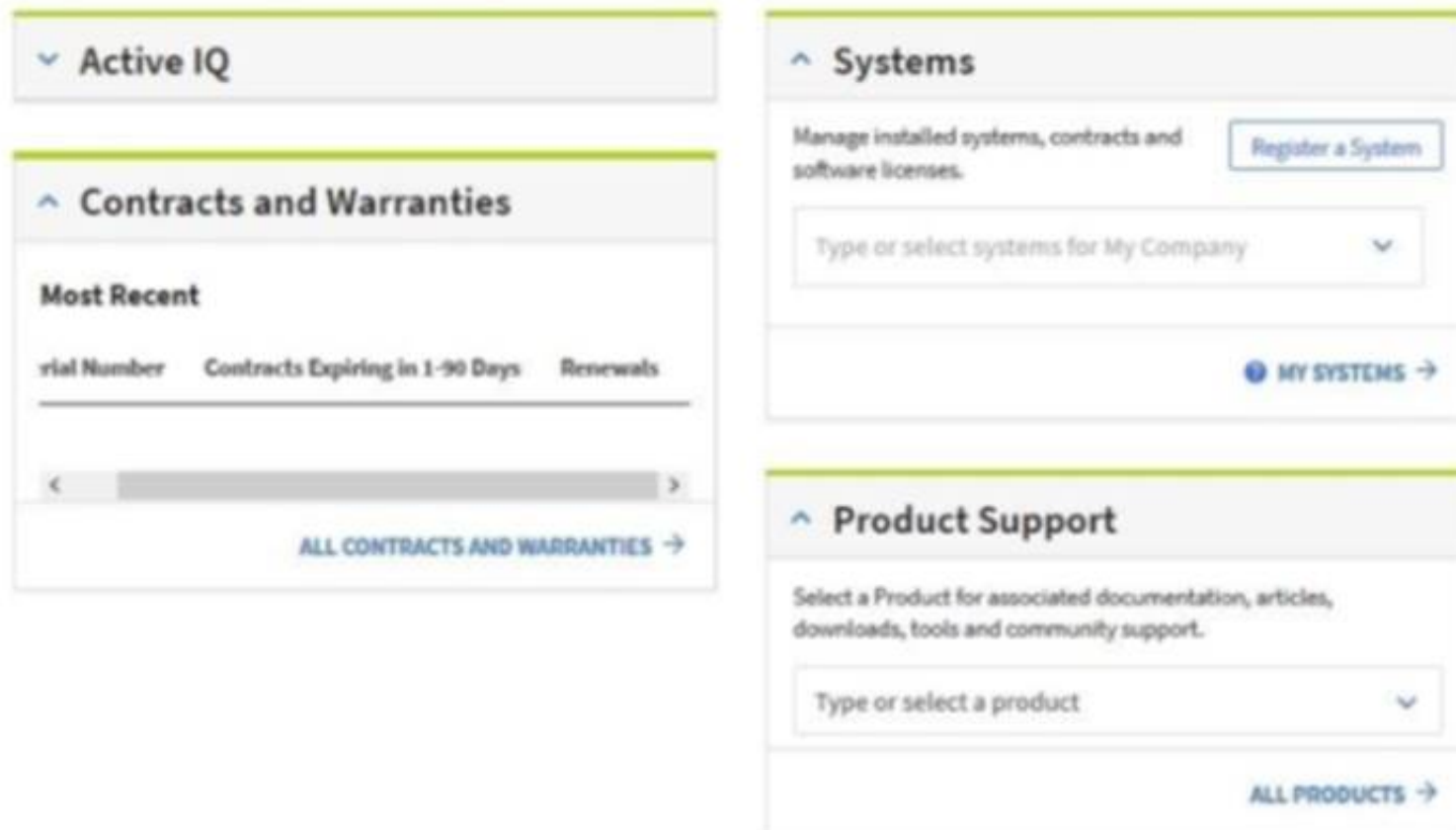
You want to add an AFF A400 system to an existing 4-node cluster.  
Referring to the exhibit, which number points to the ports that are used to cable the new nodes to the cluster interconnect switches.

- A. 4
- B. 2
- C. 3
- D. 1

**Answer:** B

#### NEW QUESTION 4

Click the Exhibit button.



While you are introducing the customer to the NetApp Support website, they ask you to ensure that the new ONTAP storage array is covered by support before you complete the knowledge transfer procedure. Referring to the exhibit, which two widgets would you select to accomplish this task?  
(Choose two.)

- A. Active IQ
- B. Product Support
- C. Systems
- D. Contracts and Warranties

**Answer:** CD

#### NEW QUESTION 5

You are preparing for the installation of a new AFF A400 system with NS224 NS224 storage shelves. You want to gather information on the connectivity options for the external shelves. In this scenario, which NetApp tool would you use for this task?

- A. Hardware Universe.
- B. Active IQ Config Advisor
- C. Active IQ Unified Manager
- D. Interoperability Matrix Tool

**Answer:** A

#### NEW QUESTION 6

During an installation of an AFF A400 cluster, you need to configure secure multitenancy. What will enable you to accomplish this task?

- A. failover groups
- B. VLANs
- C. broadcast domains
- D. IPspaces

**Answer:** D

#### NEW QUESTION 7

What is a benefit of ONTAP System Manager?

- A. System Manager provides simplified management of service processor tasks.
- B. System Manager easily configures and provisions storage.
- C. System Manager easily configures and provisions StorageGRID.
- D. System Manager provides simplified management of E-Series.

**Answer:** B

#### NEW QUESTION 8

According to NetApp documentation, what should be used when using the Cluster Switch Health Monitor (CSHM) and log collection features?

- A. Telnet
- B. HTTP
- C. SSL
- D. SSH

**Answer:** D

#### NEW QUESTION 9

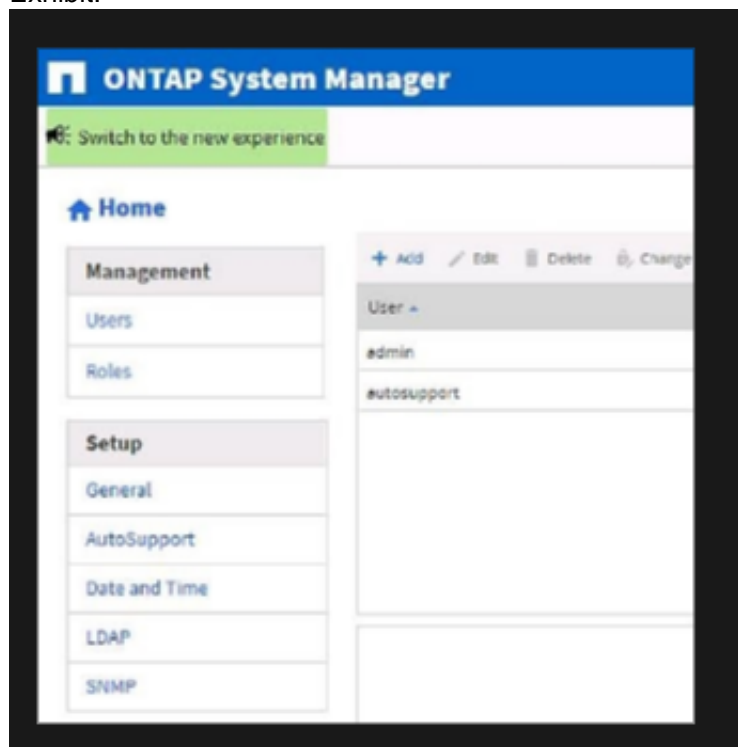
You are installing a new ONTAP 9.8 cluster by using System Manager Guided Setup. In this scenario, which IP address is optional?

- A. node A IP address
- B. node B IP address
- C. gateway IP address
- D. cluster IP address

**Answer:** C

#### NEW QUESTION 10

Exhibit:



You finished installing an ONTAP cluster and must inform the customer of the completion. As part of this exercise, you will show how to configure the ONTAP cluster using ONTAP System Manager, so that NetApp will receive notifications of any future issues. What would you select to allow the customer to receive this information?

- A. General
- B. Date and Time
- C. Users
- D. AutoSupport

**Answer:** D

#### NEW QUESTION 10

After the successful installation of a NetApp ONTAP cluster, the customer wants to know how to view Telemetry data. The customer also wants to receive online information about any risks with the cluster and potential bestpractice gaps. Which tool satisfies the customer's requirements?



- A. Active IQ Digital Advisor
- B. Interoperability Matrix Tool
- C. Spot by NetApp
- D. Cloud Manager


**Answer:** A

**Explanation:**

Reference: [http://docs.netapp.com/us-en/ontap/pdfs/sidebar/Cluster\\_administration.pdf](http://docs.netapp.com/us-en/ontap/pdfs/sidebar/Cluster_administration.pdf)

**NEW QUESTION 12**

Click the Exhibit button.



Referring to the exhibit, you installed a new AFF A250 HA system with FC at a customer site. The customer asks how many ports can be used for the Ethernet host connections. In this scenario, what would you tell the customer?

- A. 4
- B. 8
- C. 10
- D. 12

**Answer:** D

**NEW QUESTION 17**

You want to create a data volume on aggr0 and you receive a message with the following warning:

"Warning: You are about to create a volume on a root aggregate.

This may cause severe performance or stability problems and therefore is not recommended. Do you want to proceed?"

What is the reason for this severe performance or stability problem?

- A. Controller failover and storage failover are separate processes that must occur in parallel, otherwise problems will arise.
- B. The performance load generated by the data volume can be very strong, so it should not be shared with vol0 on aggr0, requiring a separate aggregate for it.
- C. The performance load generated by the vol0 cannot be shared with any other volume on aggr0, requiring a dedicated aggregate for it.
- D. Controller failover and storage failover are separate processes that must occur at different times, otherwise problems will arise.

**Answer:** B

**NEW QUESTION 19**

Upon finishing the Installation of a new system for a customer, they request that you train them on how to administer the system. In this scenario, which two responses are appropriate? (Choose two.)

- A. Visit the NetApp MySupport Site and look for the Express Guides, they will guide you through the daily tasks and provide input and output examples.
- B. If you have a specific issue, you can visit the Knowledge Base Web site (<https://kb.netapp.com>).
- C. The answers to any of your questions can be found on the NetApp SmartSolve site (<http://smartsolve.netapp.com>).
- D. You should open a case with NetApp Support for all future questions with low priority and include the keyword "Training" in the title.

**Answer:** AC

**NEW QUESTION 23**

Which two statements are true about the LIFs that are used for a cluster peer relationship? (Choose two.)

- A. The MTU size must be set to 9000 bytes on all the LIFs used for the cluster peering.
- B. The LIFs must use the default intercluster service policy.
- C. The LIFs must be in dedicated broadcast domains and IP spaces.
- D. At least one LIF per node is required on each cluster.

**Answer:** BC

**NEW QUESTION 27**

You have completed a base installation and system registration of an AFF A250 system, but you notice that you have one failed drive. Neither "un-failing" nor reseating the drive helped to repair it. You must ensure proper replacement of the failed drive.

In this scenario, which two actions should you take? (Choose two.)

- A. Ask the customer to open a technical case with NetApp Support.
- B. Ask the customer for a drive with the same capacity and replace it.
- C. Run Active IQ Config Advisor to collect all the logs on the system.
- D. Power off the system until the drive has been replaced.

**Answer:** BC

#### NEW QUESTION 30

You are expanding an existing cluster that uses BES-53248 cluster interconnect switches. You connected the new controllers to ports 0/17 through 0/20. However, you are unable to join the new nodes to the cluster.  
Which action must be taken to solve the problem?

- A. Install the license file.
- B. Install the CSHM configuration file.
- C. Install the reference configuration file.
- D. Reboot the controllers.

**Answer:** C

#### NEW QUESTION 33

A customer is asked to install a new AFF ASA A700 system. During the installation, the customer asks if ONTAP 9.8 is supported with their host's OS version running Windows 2016.  
In this scenario, which NetApp tool would verify supportability?

- A. ONTAP System Manager
- B. Active IQ Unified Manager
- C. Active IQ OneCollect
- D. Interoperability Matrix Tool

**Answer:** A

#### Explanation:

Reference: [https://docs.netapp.com/us-en/ontapsystems/pdfs/sidebar/AFF\\_A700\\_and\\_FAS9000\\_Install\\_and\\_Setup.pdf](https://docs.netapp.com/us-en/ontapsystems/pdfs/sidebar/AFF_A700_and_FAS9000_Install_and_Setup.pdf)

#### NEW QUESTION 37

When creating a new 3.8 TB SSD-based aggregate, what is the default RAID type used with ONTAP 9.8?

- A. RAID 4
- B. RAID-TEC
- C. RAID 0
- D. RAID DP

**Answer:** D

#### NEW QUESTION 38

You installed a new 4-node AFF A400 ONTAP 9.8 cluster. The AFF400 controller data ports were automatically discovered by “automatic port placement”.  
In this scenario, which two ONTAP network settings were automatically configured? (Choose two.)

- A. routes
- B. IPspaces
- C. broadcast domains
- D. subnets

**Answer:** AD

#### NEW QUESTION 43

You are preparing to add a 2-node AFF A250 system to an existing 4-node AFF A800 cluster with Cisco Nexus 3232C switches. The cluster switches are currently running the Cluster-HA RCF.  
In this scenario, which two steps are required to install the AFF A250 system? (Choose two.)

- A. Load the Storage RCF.
- B. Cable the AFF A250 nodes to the next free ports on the switch.
- C. Cable the AFF A250 nodes to the breakout ports on the switch.
- D. Load the Cluster-HA-Breakout RCF.

**Answer:** CD

#### NEW QUESTION 44

Click the Exhibit button.

```
cluster1::> network interface show
```

Vserver	Logical Interface	Status Admin/Oper	Network Address/Mask	Current Node	Current Port	Is Home
Cluster	cluster1-01_clus1	up/up	169.254.145.151/16	cluster1-01	e0a	true
	cluster1-01_clus2	up/up	169.254.58.159/16	cluster1-01	e0b	true
	cluster1-02_clus1	up/up	169.254.110.0/16	cluster1-02	e0a	true
	cluster1-02_clus2	up/up	169.254.212.198/16	cluster1-02	e0b	true
cluster1	cluster1-01_mgmt1	up/up	192.168.0.111/24	cluster1-01	e0c	true
	cluster1-02_mgmt1	up/up	192.168.0.112/24	cluster1-02	e0c	true
	cluster_mgmt	up/up	192.168.0.101/24	cluster1-01	e0c	true

You are installing a new AFF All SAN Array A700 HA pair.  
Referring to the exhibit, which IP address would have been used to join node 02 to the cluster during setup?

- A. 192.168.0.112
- B. 169.254.212.198
- C. 169.254.145.151
- D. 192.168.0.101

Answer: A

NEW QUESTION 49

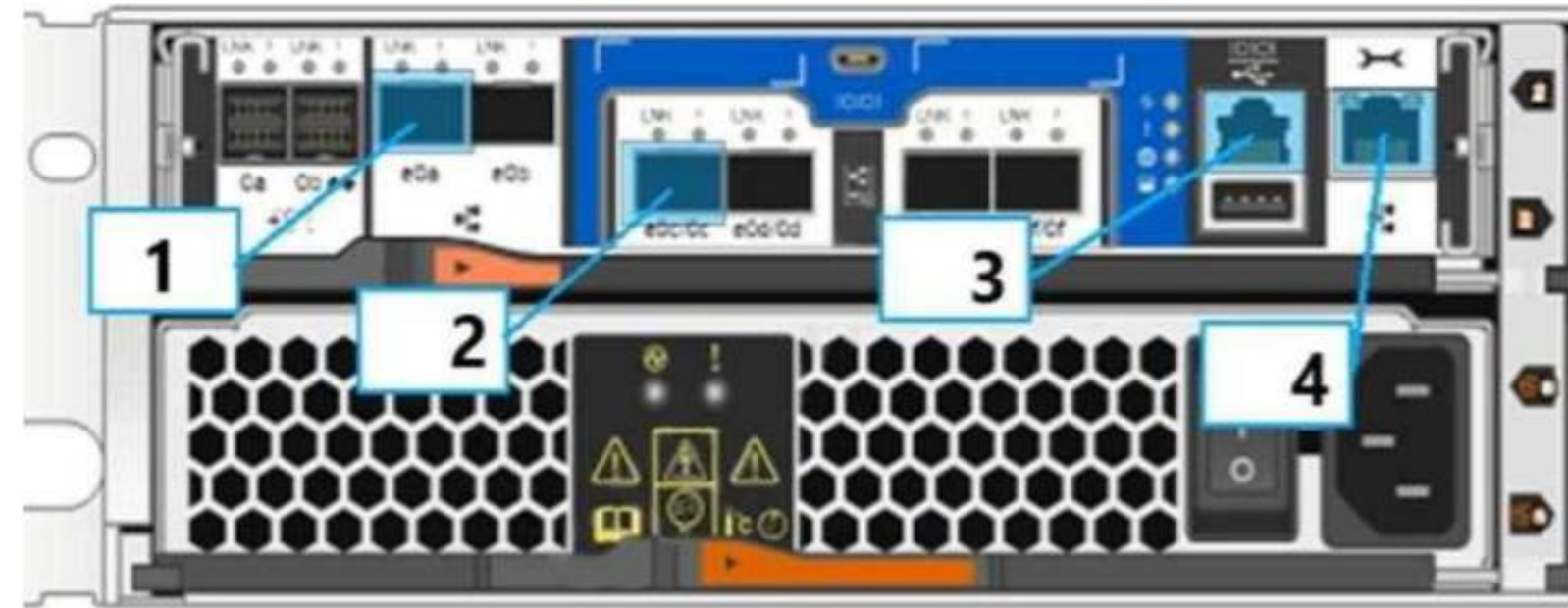
You have a new 2-node FAS8700 ONTAP 9.8 cluster. One of the nodes has 24x16 TB NL-SAS disks assigned and available for a new aggregate. You created the aggregate with one RAID group and two spare disks. In this scenario, how many data drives are in the aggregate?

- A. 20
- B. 18
- C. 17
- D. 19

Answer: A

NEW QUESTION 54

Click the Exhibit button.



Referring to the numbers shown in the exhibit, which port on an AFF A220 controller is used as port e0M in ONTAP?

- A. 4
- B. 3
- C. 2
- D. 1

Answer: A

NEW QUESTION 59

You have a 4-node ONTAP 9.8 cluster with a FAS8700 HA pair that serves iSCSI LUNs. You are adding a new AFF A250 HA pair to the cluster with new iSCSI SAN LIFs. You need to allow non-optimized data paths from the AFF A250 nodes to the existing LUNs on the FAS8700 nodes.

In this scenario, which two ONTAP configuration settings must you verify? (Choose two.)

- A. port sets
- B. switch zoning
- C. reporting nodes
- D. failover groups

**Answer:** AD

#### NEW QUESTION 63

A customer is creating a new SVM to host iSCSI LUNs for a Hyper-V cluster. You need to successfully map the new LUNs and make them visible to the Hyper-V cluster.

In this scenario, which host information is required to accomplish this task?

- A. IQNs
- B. WWNNs
- C. WWPNS
- D. host names

**Answer:** D

#### NEW QUESTION 67

Your customer is migrating data from a legacy FAS8020 system that runs ONTAP9.5 software to a new AFFA250 MetroCluster over IP configuration.

In this scenario, which two methods would be supported to migrate the data? (Choose two.)

- A. Perform a controller swap from the FAS8020 to the AFFA250s.
- B. Create a 4-node cluster on one side and use the volmove command to migrate the data.
- C. Use a host-based copy migration method.
- D. Configure a SnapMirror copy between the FAS8020 and the AFFA250 systems.

**Answer:** AD

#### NEW QUESTION 72

Which two switch operating systems are supported on ONTAP cluster switches? (Choose two.)

- A. Brocade FOS
- B. Cisco NX-OS
- C. Cisco IOS
- D. Broadcom EFOS

**Answer:** BD

#### Explanation:

Reference: [https://docs.netapp.com/us-en/ontap-systems-switches/pdfs/fullsite/sidebar/AFF\\_and\\_FAS\\_Switch\\_Documentation.pdf](https://docs.netapp.com/us-en/ontap-systems-switches/pdfs/fullsite/sidebar/AFF_and_FAS_Switch_Documentation.pdf)

#### NEW QUESTION 73

You want to add an AFF A400HA pair to an existing cluster. In this scenario, which LIF type is required?

- A. cluster-mgmt
- B. intercluster
- C. data
- D. node-mgmt

**Answer:** B

#### Explanation:

Reference: [https://docs.netapp.com/us-en/ontapmetrocluster/pdfs/sidebar/Add\\_a\\_new\\_controller\\_module\\_to\\_each\\_cluster.pdf](https://docs.netapp.com/us-en/ontapmetrocluster/pdfs/sidebar/Add_a_new_controller_module_to_each_cluster.pdf)

#### NEW QUESTION 76

Click the Exhibit button.



My cases

My Cases

Create a Case

Cases for My Company

DATE OPENED

12-May-2018

11-Jun-2020

New Search

> Email CSV

Case #	Symptom	Date Last Updated	Status	Serial #	Cluster SN	Case Owner Company	
Case#	Symptom		Status	Serial #	Cluster S	Case Owner Compa	X
41747189	PRODUCT REGISTRATION FROM SUPPORT	06/10/2020 10:07:00 PST	Active				

After installation of a new ONTAP cluster, you experience a problem. You successfully create a support case on the NetApp Support site. The customer asks you how to view the status of the case.

Referring to the exhibit, which two steps would allow the customer to accomplish this task? (Choose two.)

- A. Open <https://support.netapp.com>, using the partner credentials.
- B. Open <https://support.netapp.com>, using the customer credentials.
- C. Open My Cases, and select the 41747189 case number.
- D. Open My Cases, and select Create a Case.

Answer: BC

Explanation:

Reference: <https://mysupport.netapp.com/site/info/find-support>

NEW QUESTION 81

Your customer wants to know more about the network configuration within the cluster.

In this scenario, which statement is correct about a LIF?

- A. A LIF is a port that provides physical connections.
- B. A LIF is created within a broadcast domain and contains a pool of IP address.
- C. A LIF is an IP address or a WWPN that is associated with a port.
- D. A LIF separates network domains to access cluster data.

Answer: C

NEW QUESTION 84

Click the Exhibit button.



Which set of components on a FAS9000 are highlighted in the exhibit?

- A. FCVI-Module, Controller, Serial-Port, FlashCache-Module
- B. SAS-Module, Controller, USB-Port, FlashCache-Module
- C. NVRAM-Module, Controller, Serial-Port, FlashCache-Module
- D. Powersupply, Controller, USB-Port, NVRAM-Module

**Answer:** A

#### NEW QUESTION 88

Your customer currently has a 4-node AFF A400 cluster that runs ONTAP 9.8, with two NS224 shelves that are connected to each HA pair. The customer needs to add additional capacity to the cluster. Which two actions would enable the customer to accomplish this task? (Choose two.)

- A. Connect the new NS224 shelves to the existing NS224 shelves and adjust the shelf IDs.
- B. Connect the new NS224 shelves to the existing Cisco Nexus 3232C switches
- C. Deploy a new AFF A400 to the cluster.
- D. Deploy new, dedicated, storage switches for the new NS224 shelves.

**Answer:** AC

#### Explanation:

Reference: <https://docs.netapp.com/us-en/ontap-systems/ns224/hot-add-shelf.html#prepare-an-ffa700-aff-a800-or-aff-a400-ha-pair-to-hot-add-a-second-shelf>

#### NEW QUESTION 91

You are preparing to physically install a new AFF A400 cluster into a customer's racks. All equipment has been delivered to the customer's site. Which three tools do you need to complete this installation? (Choose three.)

- A. additional network cables
- B. Phillips #2 screwdriver
- C. laptop computer
- D. slide rail kit
- E. cable management tray

**Answer:** ABC

#### Explanation:

Reference: <https://docs.netapp.com/us-en/ontap-systems/a400/install-detailed-guide.html#step-1-prepare-for-installation>

#### NEW QUESTION 92

A customer wants to enable SnapMirror Synchronous across their environment. The customer must ensure that SnapMirror Synchronous will work across the environment. In this scenario, which two statements are true? (Choose two.)

- A. A SnapMirror license is required on both the source cluster and the destination cluster.
- B. A SnapMirror Synchronous license is required on both the source and destination clusters.
- C. A SnapMirror license is not required on both the source cluster and the destination cluster.
- D. A SnapMirror Synchronous license is required on the source cluster.

**Answer:** BC

**NEW QUESTION 95**

.....

## Thank You for Trying Our Product

\* 100% Pass or Money Back

All our products come with a 90-day Money Back Guarantee.

\* One year free update

You can enjoy free update one year. 24x7 online support.

\* Trusted by Millions

We currently serve more than 30,000,000 customers.

\* Shop Securely

All transactions are protected by VeriSign!

**100% Pass Your NS0-184 Exam with Our Prep Materials Via below:**

<https://www.certleader.com/NS0-184-dumps.html>