



Microsoft

Exam Questions PL-100

Microsoft Power Platform App Maker

NEW QUESTION 1

DRAG DROP - (Topic 4)

You are developing an app that warehouse workers will run on their phones to perform inventory counts. You need to design the app.

Which type of control should you use? To answer, drag the appropriate control types to the correct requirements. Each control type may be used once, more than once, or not at all. You may need to drag the split bar between panes or scroll to view content.

NOTE: Each correct selection presents a complete solution.

Control types

Text box

Combo box

Slider

Radio

Answer Area

| Requirement | Control type |
|---------------------------------------|--------------|
| Capture decimal numbers. | |
| Select multiple products from a list. | |
| Set the status of a product. | |

- A. Mastered
- B. Not Mastered

Answer: A

Explanation:

Control types

Text box

Combo box

Slider

Radio

Answer Area

| Requirement | Control type |
|---------------------------------------|--------------|
| Capture decimal numbers. | Text box |
| Select multiple products from a list. | Combo box |
| Set the status of a product. | Radio |

NEW QUESTION 2

HOTSPOT - (Topic 4)

HOTSPOT

A company uses Microsoft Teams and Microsoft 365. Employees use Microsoft Excel to create checklist and capture measurements.

The company requites a Microsoft Power Platform app to consolidate the checklists and perform the measurements- Network connectivity may not be available when measurements are taken.

Which features should you use? To answer, select the appropriate options in the answer area

NOTE: Each coned selection is worth one point.

Answer Area

| Requirement | Feature |
|--------------|---|
| App type | <div><div>Model-driven app</div><div>Canvas app</div><div>Model-driven app</div></div> |
| Data source | <div><div>Cloud Excel table</div><div>Local Excel table</div><div>Cloud Excel table</div></div> |
| Offline mode | <div><div>Power Apps mobile</div><div>Field Service Mobile</div><div>Power Apps mobile</div><div>Power Apps for Windows</div><div>Power Apps wrap</div></div> |

- A. Mastered
- B. Not Mastered

Answer: A

Explanation:

Answer Area

| Requirement | Feature |
|--------------|--|
| App type | <div>Model-driven app</div> <div>Canvas app</div> <div>Model-driven app</div> |
| Data source | <div>Cloud Excel table</div> <div>Local Excel table</div> <div>Cloud Excel table</div> |
| Offline mode | <div>Power Apps mobile</div> <div>Field Service Mobile</div> <div>Power Apps mobile</div> <div>Power Apps for Windows</div> <div>Power Apps wrap</div> |

NEW QUESTION 3

- (Topic 4)

Note: This question is part of a series of questions that present the same scenario. Each question in the series contains a unique solution that might meet the stated goals. Some question sets might have more than one correct solution, while others might not have a correct solution.

After you answer a question in this section, you will NOT be able to return to it. As a result, these questions will not appear in the review screen.

A company is deploying Microsoft Power Platform components to streamline a job candidate screening process.

The human resources (HR) representatives of the company plan to attend school career fairs. The HR representatives must qualify and enter potential job candidates into a Power Apps app. The HR representatives must enter the following information for each candidate:

| Field name | Data type | Criteria for follow up |
|---------------------------|--------------|------------------------|
| Name | Text | No |
| Degree | Text | Yes |
| First available hire date | Date | Yes |
| Initial impression | Integer 0-10 | Yes |
| Resume | Picture | No |
| Not currently viable | Boolean | Yes |
| Follow up | Boolean | NA |

If a candidate is currently unqualified for a job position but would eventually qualify based on follow-up criteria, the follow-up checkbox must be selected or cleared in the system immediately.

The company plans to create a similar Power Apps app that will contain the same business use case, but for internal employees and promotions.

You need to create a Power Apps app solution to automatically mark the candidate for follow up.

Proposed solution: Use a Common Data Service workflow with a PowerQuery on the data entity.

Does the solution meet the goal?

- A. Yes
- B. No

Answer: A

Explanation:

Process (Workflow) table/entity reference is a set of logical rules that define the steps necessary to automate a specific business process, task, or set of actions to be performed.

Common Data Service workflow support: Filter triggers based on which attributes change - You can control which field changes trigger your automated flows. For example, trigger your flow only when the status field changes while ignoring all other fields that may change.

Reference:

<https://docs.microsoft.com/en-us/business-applications-release-notes/april19/microsoft->

NEW QUESTION 4

- (Topic 4)

You design a canvas app for users to search thousands of records. You select a data source that supports delegation to optimize performance. You need to create the app so that it takes advantage of the delegable functionality of the data source. What should you do?

- A. Run multiple processes simultaneously.
- B. Use the query functions the data source provides.
- C. Use the data returned from the data source in multiple languages.
- D. Connect to the same data source as different users at run time.

Answer: B

NEW QUESTION 5

DRAG DROP - (Topic 4)

You create multiple apps as part of an unmanaged solution. You need to move the apps to another environment.

You need to pick the appropriate solution type for each requirement.

Which types of solutions should you create? To answer, drag the appropriate solution types to the correct requirements. Each solution type may be used once, more than once, or not at all. You may need to drag the split bar between panes or scroll to view content.

NOTE: Each correct selection is worth one point.

- A. Mastered
- B. Not Mastered

Answer: A

Explanation:

| Requirement | Solution type |
|---|---------------|
| Edit existing components of the solution. | Unmanaged |
| Add new components to the solution. | Unmanaged |
| Export the solution. | Managed |

Box 1: Unmanaged

Unmanaged Solution: The beginning state of solution is the unmanaged solution state. During this phase, you can add, edit, update, remove, delete, and test any of the components of the solution.

Box 2: Unmanaged

Box 3: Managed

Managed Solution: A managed solution is a finalized solution that can be distributed and installed. They are created by exporting an unmanaged solution by setting restrictions to prevent any further customizations. The whole point of Managed is locking down the Component states so they cannot be edited. Deleting the Managed Solution will remove all its customisations as well as data contained. Managed Solutions become read only once deployed so they cannot be manipulated.

NEW QUESTION 6

- (Topic 4)

You are using Test Studio to test a Power Apps canvas app. You need to ensure that the app conforms to several use cases. What should you do first?

- A. Save the app to the cloud.
- B. Create test cases for each requirement.
- C. Save the app to your computer.
- D. Create a test suite.
- E. Record test cases for each requirement.

Answer: D

Explanation:

Create a test suite.

By default, a test suite and test case are created for you in Test Studio. Test suites are used to organize your test cases.

Reference:

<https://docs.microsoft.com/en-us/powerapps/maker/canvas-apps/working-with-test-studio>

NEW QUESTION 7

- (Topic 4)

Note: This question is part of a series of questions that present the same scenario. Each question in the series contains a unique solution that might meet the stated goals. Some question sets might have more than one correct solution, while others might not have a correct solution.

After you answer a question in this section, you will NOT be able to return to it. As a result, these questions will not appear in the review screen.

You are developing a model-driven app that uses a Common Data Service database. App users will have a variety of different security roles.

Development and testing must be performed using production data. Multiple testers must be used at each testing stage.

You need to provision and configure new environments for development and testing. Solution:

- ? Provision production environments named P1 and P2.
- ? Copy the current production environment to P1 and P2.
- ? Use P1 for development and P2 for testing.

Does the solution meet the goal?

- A. Yes
- B. No

Answer: B

Explanation:

Production: This is intended to be used for permanent work in an organization. Don't use production environment for development and testing.

Reference:

<https://docs.microsoft.com/en-us/power-platform/admin/environments-overview>

NEW QUESTION 8

- (Topic 4)

You create a canvas app that connects to a Common Data Service database. Users report that they do not see any data in the app.

You need to ensure that users can view data in the app. What should you do?

- A. Share the app with the users
- B. Add a Power Apps license to the users
- C. Assign a security role to the users
- D. Publish the app

Answer: C

Explanation:

Sharing access to the data in the Common Data Service. The users need permission to access the entities the app uses. To grant them access, you will need to:

- * 1. Create a security role
- * 2. Assign users to the security role

Note: Common Data Service for Apps has a powerful enterprise grade security model that allows you to group users in security roles and give those roles varying levels of access to entities that some of our most sophisticated business apps are built on.

Reference:

<https://powerapps.microsoft.com/en-us/blog/sharing-a-canvas-app-built-on-top-of-common-data-service/>
D18912E1457D5D1DDCBD40AB3BF70D5D

NEW QUESTION 9

- (Topic 4)

A company uses Power Apps in a single Microsoft Dataverse environment.

Users are divided into two groups about not a canvas app should work. The company decides that each group of users will try a version of the app for one week and switch to the other version of the app the following week.

You need to manage the app creation. What should you do?

- A. Create one app with two different version numbers.
- B. Create one app with two different version notes.
- C. Create two apps with the same name.
- D. Create two apps with different app names.

Answer: A

NEW QUESTION 10

DRAG DROP - (Topic 4)

You are developing a Power BI report for a company.

The Power BI report must display company performance metrics in Power BI service. The report must include three fields in a visualization. The data for the report exists in a dataset.

The company will display the report on a large television screen during team meetings. You need to create the report.

Which four actions should you perform in sequence? To answer, move the appropriate actions from the list of actions to the answer and arrange them in the correct order.

Actions

Add the report to a new dashboard

Create a report

Add a visualization to the report

Create a paginated report

Select a dataset

Answer Area

>

<

&u2191

⇊

- A. Mastered
- B. Not Mastered

Answer: A

Explanation:

Box 1: Select a dataset

Sign in to your Power BI online account, or sign up, if you don't have an account yet. Open the Power BI service.

Get some data and open it in report view.

Box 2: Create a report

Use that data to create visualizations and save it as a report. Box 3: Add a visualization to the report

Box 4: Add the report to a new dashboard

Visualizations (known as visuals for short) display insights that have been discovered in the data. A Power BI report might have a single page with one visual or it might have pages full of visuals. In the Power BI service, visuals can be pinned from reports to dashboards.

NEW QUESTION 10

- (Topic 4)

You create a model-driven app for salespeople.

Users must interact with a business process flow that invokes multiple tables. You need to instruct users where to find the business process flow, which component should you use?

- A. form
- B. command bar
- C. dashboard
- D. site map

Answer: D

NEW QUESTION 13

DRAG DROP - (Topic 4)

You create an expense claim app for a manufacturing company. Employees use the app to enter details of their expenses and upload receipts.

The company has an on-premises finance system with no APIs.

The company requires an automation to enable the manager to approve employee claim requests when they are submitted.

After a claim request is approved, the expense details must be entered in the on-premises finance system.

You need to create the flow.

Which flow type should you use for each requirement? To answer, select the appropriate options in the answer area.

NOTE: Each correct selection is worth one point.

Flow types

| Requirement | Flow type |
|--|---|
| Approve employee claim requests when they are submitted. | <div>Automated flow</div> <div>Automated flow</div> <div>Scheduled flow</div> <div>Instant flow</div> |
| Enter the expense details in the on-premises finance system. | <div>Cloud flow</div> <div>Cloud flow</div> <div>Desktop flow</div> <div>Business process flow</div> |

- A. Mastered
- B. Not Mastered

Answer: A

Explanation:

Flow types

| Requirement | Flow type |
|--|----------------|
| Approve employee claim requests when they are submitted. | Automated flow |
| Enter the expense details in the on-premises finance system. | Cloud flow |

NEW QUESTION 14

- (Topic 4)

Note: This question is part of a series of questions that present the same scenario. Each question in the series contains a unique solution that might meet the stated goals. Some question sets might have more than one correct solution, while others might not have a correct solution.

After you answer a question in this section, you will NOT be able to return to it. As a result, these questions will not appear in the review screen.

You build a canvas app for a manufacturing company. The company receives parts and materials from many vendors. You create a form to collect information from packing slips.

Receivers must be able to take a picture of packing slips to receive materials instead of manually entering data in the app.

You need to ensure that users can scan packing slip information into the form. Proposed solution: Use a Category classification model.

Does the solution meet the goal?

- A. Yes
- B. No

Answer: B

Explanation:

A Category classification model categorizes text by its meaning. Reference:

<https://knowledgefrommanish.com/powerplatform/ai-builder-entity-extraction-ai-model/>

NEW QUESTION 18

- (Topic 4)

A company receives its marketing campaign performance report as a Microsoft Excel file. The company stores the file in Microsoft SharePoint.

A user updates the Excel file daily with updated data.

The company needs a solution that automatically displays the latest analytics.

You need to create a basic report that contains pie charts that display the most profitable channels.

You need to propose the right solution.

Solution: Microsoft Power Apps canvas app having an Excel file imported into the app and Pie chart control.

Does the solution meet the goal?

- A. Yes
- B. No

Answer: A

NEW QUESTION 23

DRAG DROP - (Topic 4)

You are designing a data model for a new app. The app will be supported by two tables. TableA will contain data that is unique to your industry. TableB will provide access to readonly data from an Azure SQL database.

You need to configure the tables.

Which table type should you use? To answer, drag the appropriate table types to the correct tables. Each table type may be used once, more than once, or not at all. You may need to drag the split bar between panes or scroll to view content.

NOTE: Each correct selection is worth one point.

Table types

Custom

Standard

Virtual

Answer Area

Table

TableA

TableB

Table type

- A. Mastered
- B. Not Mastered

Answer: A

Explanation:

Table types

Custom

Standard

Virtual

Answer Area

Table

TableA

TableB

Table type

Custom

Virtual

NEW QUESTION 26

- (Topic 4)

A company plans to roll out several Power Apps apps to multiple business units across international operations. The apps must be managed through an application lifecycle management (ALM) solution to provide a consistent and predictable use experience. All changes to the app must be traceable and documented in a single location. You must be able to revert to a previous version of an app. The app release cycles must be as streamlined as possible. You need to create an application for the apps. Which two tools should you use? Each correct answer presents part of the solution. NOTE: Each correct selection is worth one point.

- A. Microsoft Azure DevOps
- B. Microsoft Visual Studio
- C. Lifecycle Services
- D. AppSource
- E. Common Data Service

Answer: AD

Explanation:

A: DevOps is the combining of two historically disparate disciplines: software development and IT operations. The primary goal of DevOps is to shorten the software development lifecycle and provide continuous integration and continuous delivery (CI/CD) with high software quality. You can use Power Apps build tools to automate common build and deployment tasks related to Power Apps if your DevOps platform is Azure DevOps.
D: Microsoft AppSource is now embedded in the Dynamics 365 home page and throughout the common navigation. It now includes a private gallery of apps available to you within your company. Select Get more apps from the home page or task pane, and navigate to the My Organization tab to see apps that are available to you.
Reference:
<https://docs.microsoft.com/en-us/power-platform/alm/devops-build-tools> <https://docs.microsoft.com/en-us/powerapps/user/app-source>

NEW QUESTION 31

- (Topic 4)

You design a canvas app that has multiple screens. Each screen will have multiple button controls. The button controls must all have the same background color. You must be able to change You need to configure the button fill property. What should you do?

- A. Update the Fill property to a variable created by using the Navigate function.
- B. Update the Fill property to a variable created by using the Set function.
- C. Select all the buttons while holding the Ctrl key, and then change the color property.
- D. Use a background image property in place of setting a color property.

Answer: A

NEW QUESTION 35

- (Topic 3)

You need to design the data model for the cooking classes. What should you use? To answer, select the appropriate options in the answer area. NOTE: Each correct selection is worth one point.

Answer Area

| Data | Component |
|--------------|--|
| Dish | <div>Microsoft SharePoint document</div> <div>Custom table</div> <div>Microsoft SharePoint document</div> <div>Global choice</div> |
| Student type | <div>Connection role</div> <div>Connection role</div> <div>Custom column</div> <div>Lookup column</div> |

- A. Mastered
- B. Not Mastered

Answer: A

Explanation:

Answer Area

| Data | Component |
|--------------|--|
| Dish | <div>Microsoft SharePoint document</div> <div>Custom table</div> <div>Microsoft SharePoint document</div> <div>Global choice</div> |
| Student type | <div>Connection role</div> <div>Connection role</div> <div>Custom column</div> <div>Lookup column</div> |

NEW QUESTION 40

DRAG DROP - (Topic 3)

You need to select a design approach for the required features.
Which app type should you use? To answer, drag the appropriate app types to the correct requirements. Each app type may be used once, more than once, or not at all. You may need to drag the split bar between panes or scroll to view content.
NOTE: Each correct selection is worth one point.

| App types | Requirement | App type |
|---|--|----------|
| <div>Microsoft Power Platform portal page</div> | Record student attendance start and end times. | |
| <div>Power Apps canvas app</div> | Ensure that instructors can upload menus. | |
| <div>Power Virtual Agents chatbot</div> | | |

- A. Mastered
- B. Not Mastered

Answer: A

Explanation:

| App types | Requirement | App type |
|---|--|---|
| <div>Microsoft Power Platform portal page</div> | Record student attendance start and end times. | <div>Microsoft Power Platform portal page</div> |
| <div>Power Apps canvas app</div> | Ensure that instructors can upload menus. | <div>Power Apps canvas app</div> |
| <div>Power Virtual Agents chatbot</div> | | |

NEW QUESTION 44

- (Topic 3)

You need to implement reporting to support the college marketing efforts. Which type of dashboard should you use?

- A. Power BI
- B. Interactive

C. Model-driven

Answer: A

NEW QUESTION 49

- (Topic 2)

You need to connect to the data source for the Job Setup app. What should you do?

- A. Configure a scheduled synchronization with the Common Data Service database
- B. Configure SQL Server database permissions
- C. Create a stored procedure that retrieves time records for a specific employee
- D. Configure an on-premises data gateway

Answer: D

Explanation:

Scenario: The Job Setup entity must store its data in the existing on-premises SQL Server instance.
The on-premises data gateway acts as a bridge to provide quick and secure data transfer between onpremises data (data that isn't in the cloud) and several Microsoft cloud services. These cloud services include Power BI, Power Apps, Power Automate, Azure Analysis Services, and Azure Logic Apps. By using a gateway, organizations can keep databases and other data sources on their on-premises networks, yet securely use that on-premises data in cloud services.
Reference:
<https://docs.microsoft.com/en-us/powerapps/maker/canvas-apps/gateway-reference>

NEW QUESTION 50

HOTSPOT - (Topic 2)

You need to configure the system to meet the sales requirements.
What should you do? To answer, select the appropriate options in the answer area.
NOTE: Each correct selection is worth one point.

| Requirement | Action |
|--|--|
| Ensure that work estimates are complete before entering estimated sales values into the Sales Log. | <div><div></div><div>Use a Business Process flow</div><div>Use a UI flow</div></div> |
| Prevent modification of timesheet entries by an employee. | <div><div></div><div>Add a custom control to the Business Process flow</div><div>Use a formula to set the DisplayMode property</div><div>Use a business rule</div></div> |

- A. Mastered
- B. Not Mastered

Answer: A

Explanation:

Box 1: Use a Business Process flow
Scenario: The Sales Log app must enforce process standards related to the completion of estimates and supporting materials needed during the sales lifecycle.
Box 2: Use a formula to set the DisplayMode property
DisplayMode - The mode to use for data cards and controls within the form control. Derived from the Mode property based and cannot be set independently:

| Mode | DisplayMode | Description |
|---------------|------------------|--|
| FormMode.Edit | DisplayMode.Edit | Data cards and controls are editable, ready to accept changes to a record. |
| FormMode.New | DisplayMode.Edit | Data cards and controls are editable, ready to accept a new record. |
| FormMode.View | DisplayMode.View | Data cards and controls are not editable and optimized for viewing. |

NEW QUESTION 52

- (Topic 2)

You need to implement the change requested by the operations manager. Which control should you use?
BF70D5D

- A. Camera
- B. Shape
- C. Add picture
- D. Image

Answer: D

Explanation:

Scenario: The operations manager asks that the time tracking app display the employee's photo once they have scanned their badge.
Image control in Power Apps is a control that shows an image from, for example, a local file or a data source.
Reference:
<https://docs.microsoft.com/en-us/powerapps/maker/canvas-apps/controls/control-image>

NEW QUESTION 53

- (Topic 2)

You need to modify the entity form to resolve the customer request number issue. What should you do?

- A. Use a calculated field
- B. Change the data type of the customer request number field to Lookup
- C. Change the data type of the customer request number field to Autonumber

Answer: C

Explanation:

Scenario: Users report that the customer request number is difficult to interpret. They request that you change the number to a system generated sequential number. Autonumber columns are columns that automatically generate alphanumeric strings whenever they are created.

Reference:

<https://docs.microsoft.com/en-us/powerapps/maker/data-platform/autonumber-fields>

NEW QUESTION 58

- (Topic 1)

You need to provide all app components of the application to Tailwind Traders. What should you do?

- A. Package the application and flow components into a single solution for export.
- B. Run the app checker and flow checker prior to publishing each component for export.
- C. Export each component separately but use the same version number for each component.
- D. Publish the application and flow solutions at the same time before exporting each one.

Answer: B

Explanation:

Scenario: When identifying versions of the app solution, all dependencies, entities, and user interfaces components must be identified to avoid any unintentional issues caused by reverting individual components to a previous version.

Power Apps has added components to the rule set that encourages best practices in the Power Apps Checker. You can check your canvas apps and flows that are included in solutions and then review all issues in a single, consolidated report.

Reference:

<https://docs.microsoft.com/en-us/power-platform-release-plan/2019wave2/microsoft-powerapps/checker-includes-rules-canvas-apps-flows>

NEW QUESTION 63

DRAG DROP - (Topic 1)

You need to ensure that the app can support the needs of User2 and User3, and meets the production deployment requirements.

Which tools should you use? To answer, select the appropriate tool in the answer area. NOTE: Each correct selection is worth one point.

| Tools | Answer Area | |
|------------------|---------------|------|
| | Requirement | Tool |
| Solution Checker | Accessibility | Tool |
| App Checker | Deployment | Tool |
| Object Detector | | |
| Preview the app | | |

- A. Mastered
- B. Not Mastered

Answer: A

Explanation:

Box 1: App Checker

Scenario: Several sales representatives have accessibility restrictions. User2 is visually impaired and cannot see images. User3 is unable to use a mouse. Users who have vision, hearing, or other impairments can use your canvas app more easily and successfully if you consider accessibility as you design how the app looks and behaves. If you're not sure how to make your app more accessible, you can run the AppChecker Accessibility checker in Power Apps Studio.

Box 2: Solution Checker

Scenario: Before deploying the app to production, you must ensure that the app conforms to Microsoft accessibility and performance guidelines. Use solution checker to validate your model-driven apps in Power Apps.

NEW QUESTION 68

HOTSPOT - (Topic 1)

You need to create a flow for sending required emails to the regional manager.

How should you create the flow? To answer, select the appropriate options in the answer area.

NOTE: Each correct selection is worth one point.

| Option | Type |
|-----------------------|---|
| Flow type to use | <div><div>Instant</div><div>Automated</div><div>Business Process</div><div>Scheduled</div></div> |
| Trigger to start flow | <div><div>HTTP Webhook</div><div>Power Apps</div><div>Common Data Service when a record is created</div><div>Office 365 Outlook Send an email</div></div> |

- A. Mastered
- B. Not Mastered

Answer: A

Explanation:

Graphical user interface, text, application, email Description automatically generated
Box 1: Business Process

Scenario: If a sales representative submits a status report and assigns the At Risk status to a process, the app must prompt the sales representative to enter a detailed description for the risk. This information must be emailed to the regional manager.
Business process flows provide a guide for people to get work done. They provide a streamlined user experience that leads people through the processes their organization has defined for interactions that need to be advanced to a conclusion of some kind. This user experience can be tailored so that people with different security roles can have an experience that best suits the work they do.

Box 2: Common Data Service when a record is created
The Microsoft Dataverse (Common Data Service) connector provides the following triggers to help you define when your flows start:
? When a row is created, updated, or deleted
? When an action is performed
? When a flow step is run from a business process flow

NEW QUESTION 70

- (Topic 4)
An automobile company uses Power Apps. The company uses a model-driven app to manage customers and repairs.
The Customer table has a custom column of type text named Best time to call. On the Repair form, employees require the Best time to call column to be displayed next to the customer name.
You need to modify the model-driven app to display the Best time to call column.
Which two steps should you perform? Each correct answer presents part of the solution. NOTE: Each correct selection is worth one point.

- A. Add The Best time to call column to the quick view Repair form.
- B. Create a quick view form for the Repair table.
- C. Create a quick view form for the Customer table.

Answer: CD

NEW QUESTION 73

HOTSPOT - (Topic 4)
You are creating a Power Automate flow.
You have an array that contains items with different color attributes. You plan to filter the array by using the following filter expression within the flow: @or(equals(item()['color'], 'red'),contains(item()['color'],'blue')) The filter returns results only when the expression resolves to true.
For each of the following statements, select Yes if the statement is true. Otherwise, select No.
NOTE: Each correct selection is worth one point.

| Statements | Yes | No |
|--|-----------------------|-----------------------|
| The filter expression yields a result if the array contains the color orange | <input type="radio"/> | <input type="radio"/> |
| The filter expression yields a result if the array contains the color red | <input type="radio"/> | <input type="radio"/> |
| The filter expression yields a result if the array contains the color sky blue | <input type="radio"/> | <input type="radio"/> |

- A. Mastered
- B. Not Mastered

Answer: A

Explanation:

Box 1: No

Box 2: Yes

The item color must be red, or item color contains blue. Box 3: Yes

NEW QUESTION 76

DRAG DROP - (Topic 4)

You are creating a model-driven app for onboarding new employees. You need to implement business logic for the app.

Which tool should you use? To answer, drag the appropriate tools to the correct requirements. Each tool may be used once, more than once, or not at all. You may need to drag the split bar between panes or scroll to view content.

NOTE: Each correct selection is worth one point.

| Tools | Requirement | Tools |
|-----------------------|---|-------|
| Business rule | Guide a user through the set of steps needed for onboarding a new employee. | |
| Power Automate | Make date of birth mandatory when creating a new employee record. | |
| Business process flow | Implement an approval flow for expense reports submitted by employees. | |

A. Mastered

B. Not Mastered

Answer: A

Explanation:

Box 1: Business process flow

A business process flow is a visual guide meant to help users complete a business process by using a set of predefined stages. Users are not limited on how long they run a business process or how long they have a stage open.

Box 2: Business rule Box 3: Power Automate

A Power Automate flow does not have any visual components like a business process flow.

Power Automate flows can be configured to work with many different data sources, and a flow can connect to many different data sources within the same flow. A flow can be configured to time out if it is not completed in a certain time and can be triggered to move between steps based on data or user interaction.

NEW QUESTION 77

- (Topic 4)

A company uses Microsoft Power Platform. You create a solution with components You deploy the solution in the production environment Users report issues with a process. You open the last imported solution. You need to troubleshoot the issue. What should you view?

A. Solution dependencies

B. Solution classic view

C. History

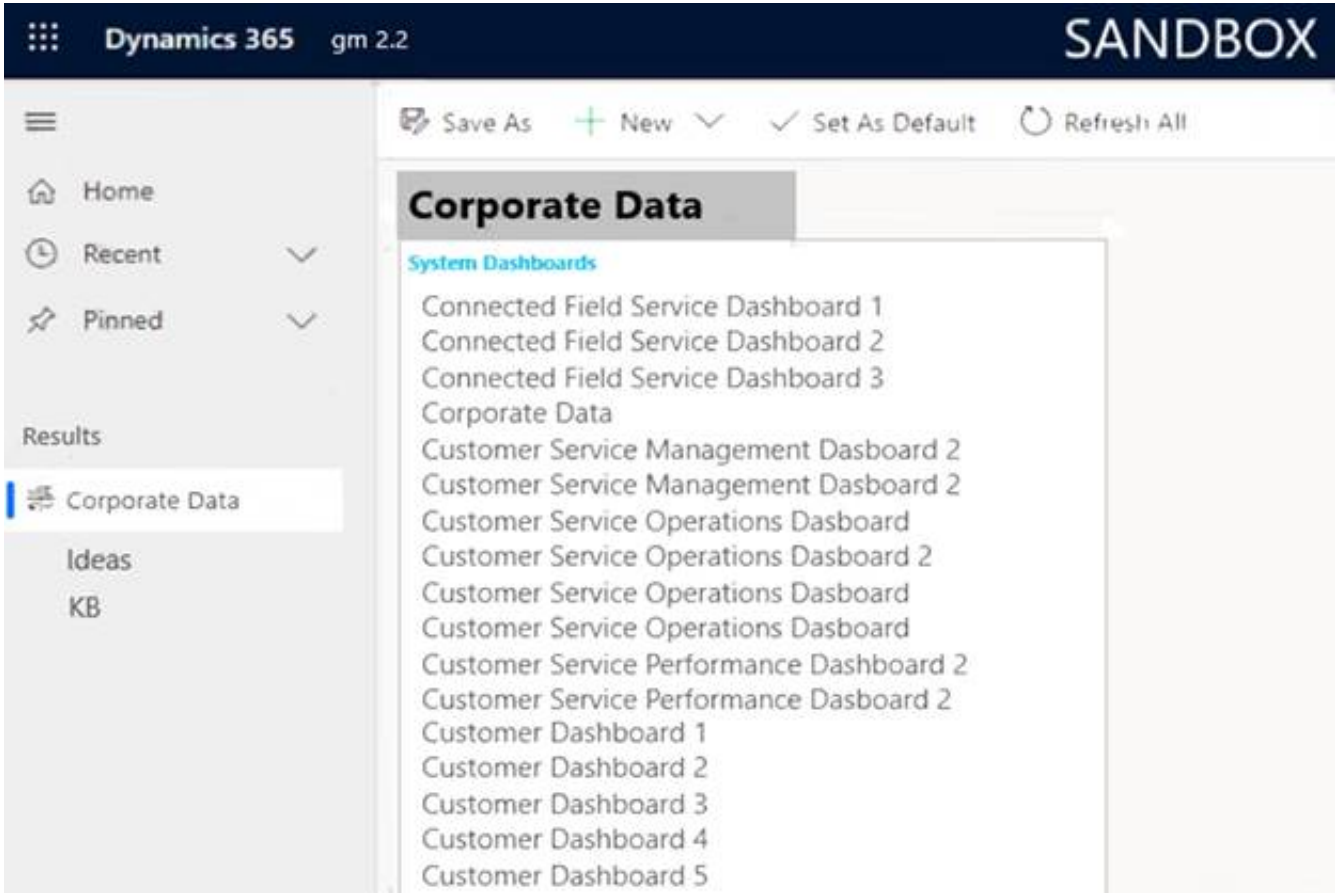
Answer: D

NEW QUESTION 79

HOTSPOT - (Topic 4)

The managers in an organization use a model-driven app. The app should display only one dashboard named Corporate Data.

The managers observe that several dashboards are displayed.



Use the drop-down menus to select the answer choice that answers each question based on the information presented in the graphic.
NOTE: Each correct selection is worth one point.

How do you remove all the dashboards from the list of dashboards displayed?

| | |
|--------------------------|--|
| <input type="checkbox"/> | Open the model-driven app in the app designer and clear all dashboard check boxes except the Corporate Data dashboard. |
| <input type="checkbox"/> | Open the site map in the sitemap designer and clear all dashboard check boxes except the Corporate Data subarea except for the Corporate Data dashboard. |
| <input type="checkbox"/> | Open the solution and delete all dashboards from the solution except for the Corporate Data dashboard. |

You need to remove the Ideas dashboard from the navigation bar. What should you do?

| | |
|--------------------------|---|
| <input type="checkbox"/> | Open the model-driven app in the app designer and clear the check box for the ideas dashboard |
| <input type="checkbox"/> | Open the site map in the sitemap designer and delete the Ideas dashboard from the Results group |
| <input type="checkbox"/> | Open the solutions and delete all the Ideas dashboards from the solution |

- A. Mastered
- B. Not Mastered

Answer: A

Explanation:

Table
Description automatically generated
Box 1: Open the model-driven app in the app designer.
* 1. On the app designer canvas, select the Dashboards tile.
On the app designer canvas, the right pane shows dashboards that are available in the default solution.
* 2. Clearing the corresponding check box.
Box 2: Open the site map in the sitemap designer and delete the Ideas dashboard from the Results group
Site maps define the manner by which users move between tables in a model-driven app.

NEW QUESTION 80

- (Topic 4)
A company uses Microsoft Power Apps.
You need to create a canvas app to display a Microsoft Power BI report. The report must use the context of a selected record in the app. Data in a Power BI control must be filtered to display the context of the selected record.
You need to propose the right solution.
Solution: Add Power Apps to Power BI using Power Apps for Power BI visualization. Does the solution meet the goal?

- A. Yes
- B. No

Answer: A

NEW QUESTION 84

- (Topic 4)
DRAG DROP
A company uses Microsoft Power Platform in a production environment. The company is defining new business processes in a prototyping environment. You create components in both environments.
You need to package the components you create.
Which solution types should you use? To answer, drag the appropriate solution types to the connect components. Each solution type may be used once, more than once, or not at all. You may need to drag the split bar between panes or scroll to view content.
NOTE: Each correct selection is worth one point.

| | | | |
|-----------------------|--------------------|--|----------------------|
| Solution types | Answer Area | Component | Solution type |
| Managed | | Canvas app created in production and used only in production. | |
| Unmanaged | | Tables created in prototype to allow only new views added in production. | |
| Segmented | | | |

- A. Mastered
- B. Not Mastered

Answer: A

Explanation:

| | | | |
|-----------------------|--------------------|--|----------------------|
| Solution types | Answer Area | Component | Solution type |
| Managed | | Canvas app created in production and used only in production. | Managed |
| Unmanaged | | Tables created in prototype to allow only new views added in production. | Segmented |
| Segmented | | | |

NEW QUESTION 85

HOTSPOT - (Topic 4)

You are a technical assistant for a legal services organization. The company uses SharePoint to manage documents and Microsoft Dataverse as the data store. The company has strict rules about access, permissions, and privacy. Lawyers and paralegals use Microsoft Teams for communications and collaboration. Employees use personal devices to access legal files. You do not have access to the admin area in Microsoft Power Platform. You need to ensure that these rules are observed consistently and managed in one place. Which type of app should you create? To answer, select the appropriate options in the answer area. NOTE: Each correct selection is worth one point.

| Requirement | App type |
|--|---|
| Access client billing details | <div>Canvas app in Microsoft Teams</div> <div>Canvas app in SharePoint</div> <div>Model-driven app in SharePoint</div> <div>Model-driven app in Microsoft Teams</div> |
| Log phone calls and schedule appointments with clients and the team assigned to them | <div>Dynamics 365 App for Outlook</div> <div>Microsoft Teams calendar</div> <div>SharePoint calendar</div> |

- A. Mastered
- B. Not Mastered

Answer: A

Explanation:

Box 1: Model-driven app in Microsoft Teams
A user's ability to see and use apps is controlled by sharing the application with the user. Sharing of canvas apps is done directly with a user or Azure AD group but is still subject to Dataverse security roles. Sharing of model-driven apps is done via Dataverse security roles.
Box 2: Sharepoint Calendar

NEW QUESTION 87

DRAG DROP - (Topic 4)

You create the following apps for a company that provides financial guidance services: a model-driven app for financial advisers that work in the company's offices and a canvas app for remote financial advisers. You need to create business rules for a custom counselling entity used by all financial advisers. Who will be affected by the business rules? To answer, drag the appropriate financial adviser types to the correct business rules. Each financial adviser type may be used once, more than once, or not at all. You may need to drag the split bat between panes or scroll to view content. NOTE: Each correct selection is worth one point.

| Financial adviser types | Answer Area | | | | | | | | |
|--|---|---------------|------------------------|--|------------------------|---|------------------------|--|------------------------|
| Office-based financial advisers only | <table><tr><th>Business rule</th><th>Financial adviser type</th></tr><tr><td>Set a field value with the scope set to Entity</td><td>Financial adviser type</td></tr><tr><td>Clear a field value with the scope set to All Forms</td><td>Financial adviser type</td></tr><tr><td>Set visibility of a field with the scope set to Entity</td><td>Financial adviser type</td></tr></table> | Business rule | Financial adviser type | Set a field value with the scope set to Entity | Financial adviser type | Clear a field value with the scope set to All Forms | Financial adviser type | Set visibility of a field with the scope set to Entity | Financial adviser type |
| Business rule | Financial adviser type | | | | | | | | |
| Set a field value with the scope set to Entity | Financial adviser type | | | | | | | | |
| Clear a field value with the scope set to All Forms | Financial adviser type | | | | | | | | |
| Set visibility of a field with the scope set to Entity | Financial adviser type | | | | | | | | |
| Remote financial advisers only | | | | | | | | | |
| Office-based and remote financial advisers | | | | | | | | | |

- A. Mastered
- B. Not Mastered

Answer: A

Explanation:

Box 1: Office-based and remote financial advisers
Model driven apps can use all actions available on business rules, however not all business rule actions are available for canvas apps at this time.
Box 2: Office-based financial advisers only
If you're building a Canvas app, you must use table as the scope (not All forms, not a specific form)
Box 3: Office-based financial advisers only
The following actions are not available on Canvas apps :
Show or hide columns
Enable or disable columns
Create business recommendations based on business intelligence.

NEW QUESTION 89

- (Topic 4)
You create a new solution publisher and include a publisher prefix value.
Which two actions can you perform? Each correct answer presents a complete solution.
NOTE: Each correct selection is worth one point.

- A. You can change contact details of a publisher after you create the publisher
- B. When you change a solution publisher prefix, you can change the schema name for existing components
- C. You can change the schema name of a publisher after creating the publisher
- D. You can add a component from one solution to another solution that has a different publisher

Answer: AD

Explanation:

Once you introduce a publisher for a component in a managed solution, you can't change the publisher for the component.
Reference:
<https://docs.microsoft.com/en-us/power-platform/alm/solution-concepts-alm#solution-publisher>

NEW QUESTION 90

DRAG DROP - (Topic 4)
You are deploying solutions from development environments into test environments. You need to gather solution information.
What should you do? To answer, drag the appropriate actions to the correct scenarios. Each action may be used once, more than once, or not at all. You may need to drag the split bar between panes or scroll to view content.
NOTE: Each correct selection is worth one point.

| Options | Answer Area | |
|-------------------------------------|---|-------------------|
| | Scenario | Action |
| <div>View the history</div> | Find the deployment outcome | <div>Action</div> |
| <div>Show dependencies</div> | Determine, in which version, a type change occurred | <div>Action</div> |
| <div>View solution layers</div> | Determine if any components are missing | <div>Action</div> |
| <div>Run the Solution checker</div> | | |

- A. Mastered
- B. Not Mastered

Answer: A

Explanation:

Box 1: View the history
The solution history displays information such as solution version, solution publisher, type of operation, operation start and end time, and operation status.
Box 2: View solution layers
The see solution layers' feature allows you to view all component changes that occur due to solution changes over time. Within a solution layer, you can drill down to view specific changed and unchanged property details for a component.
The see solution layers' feature:
? Let's you see the order in which a solution changed a component.
? Let's you view all properties of a component within a specific solution, including the changes to the component.
Box 3: Show dependencies
As a result of dependency tracking the following behaviors are enforced:
? Export of a solution warns the user if there are any missing components that could cause failure when importing that solution in another system.

NEW QUESTION 93

- (Topic 4)
An inside sales staff uses three model-driven apps for their sales process. Each app includes the same custom specialized component.
You must standardize the inside and outside sales process by creating a canvas app that has the same functionality as the three model-driven apps. You do not have administrator permissions.
You need to incorporate the logic of the custom component in the outside sales canvas app.
Where should you build the custom component?

- A. Custom control
- B. Component library
- C. Any of the three apps
- D. Solution

Answer: B

NEW QUESTION 97

- (Topic 4)

Note: This question is part of a series of questions that present the same scenario. Each question in the series contains a unique solution that might meet the stated goals. Some question sets might have more than one correct solution, while others might not have a correct solution.

After you answer a question in this section, you will NOT be able to return to it. As a result, these questions will not appear in the review screen.

You are creating a canvas app that displays a list of accounts.

Users must be able to select an account and view details for the account. The app must include a feature that brings the user back to the list of accounts.

You add a blank screen named Screen_Accounts and add a gallery named Gallery_Accounts to the screen. You set the data source of Gallery_Accounts to Accounts and add another blank screen named Screen_AccountDetail.

You need to complete the app. Solution:

? Add an edit form to Screen_AccountDetail and set the Default Mode of the form to New

? Set the OnSelect property of Gallery_Accounts to Navigate(Screen_AccountDetail).

? Set the data source of the form to Accounts.

? Set the Item property of the form to Selected.

? Add a back icon on Screen_AccountDetail and set its OnSelect property to Navigate(Screen_Accounts).

Does the solution meet the goal?

A. Yes

B. No

Answer: B

Explanation:

FormMode.New: the form is populated with default values and the user can modify the values of the fields. Once complete, the user can add the record to the data source.

Reference:

<https://docs.microsoft.com/en-us/powerapps/maker/canvas-apps/functions/function-form>

NEW QUESTION 98

HOTSPOT - (Topic 4)

A production line app maker at a manufacturing company creates a canvas app that looks for available inventory in a SQL database. The production line workers use the inventory app across all work centers.

The production line workers report the following app issues from the shop floor:

? The app reports a delegation warning.

? Voice command functionality is unreliable.

You have minimal information about the issues. You are not allowed to enter the production facility.

You need to troubleshoot the issues.

How should you troubleshoot the issues? To answer, select the appropriate options in the answer area.

| Issue | Action |
|--|--|
| The app reports a delegation warning. | <div><div></div><div>Use the LookUp function</div><div>Check the number of items in the collection</div><div>Check the number of dataset items</div></div> |
| Voice command functionality is unreliable. | <div><div></div><div>Use the App checker/Runtime feature</div><div>Use the Advanced Tools/Monitor feature</div><div>Use the App checker/Accessibility feature</div><div>Use Advanced Tools/Performance feature</div></div> |

A. Mastered

B. Not Mastered

Answer: A

Explanation:

Box 1: Check the number of items in the collection

If the data in your data source exceeds 500 records and a function can't be delegated, Power Apps might not be able to retrieve all of the data, and your app may have wrong results.

Note: Delegation is where the expressiveness of Power Apps formulas meets the need to minimize data moving over the network. In short, Power Apps will delegate the processing of data to the data source, rather than moving the data to the app for processing locally.

Box 2: Use the Advanced Tools/Monitor feature

Monitor is available by default for all canvas apps. Using Monitor, you can trace events as they occur in a canvas app during the authoring experience in Power Apps Studio, or you can use Monitor to debug the published version of a canvas app.

Example: Consider the scenario where an app has been deployed, and the initial version of the app experiences performance degradation. The app also intermittently generates errors with no clear pattern. Loading data in the app succeeds most of the time, but fails sometimes.

When you check Monitor, you see data operations as expected. However, you also see several responses that have HTTP status code 429, indicating that there have been too many requests in a specific timeframe.

NEW QUESTION 102

DRAG DROP - (Topic 4)

You are designing a canvas app.

You need to select user interface controls to include in the app.
Which control should you use? To answer, drag the appropriate controls to the correct requirements. Each control may be used once, more than once, or not at all.
You may need to drag the split bar between panes or scroll to view content.
NOTE: Each correct selection is worth one point.

| Controls | Requirement | Control |
|----------------|--|---------|
| List box | Allow users to select multiple items in a list. | |
| Radio | | |
| Combo box | Allow users to select multiple items from a list of options by typing in a phrase. | |
| Drop-down list | | |

- A. Mastered
- B. Not Mastered

Answer: A

Explanation:

Box 1: List box
A List Box control always shows all available choices (unlike a Drop down control) and in which the user can choose more than one item at a time (unlike a Radio control).
Box 2: Combo box
A Combo box control allows you to search for items you will select. The search is performed server-side on the SearchField property so performance is not affected by large data sources.
Single or multi-select mode is configured via the SelectMultiple property.
When searching for items to select, for each item you can choose to show a single data value, two values, or a picture and two values (Person) by modifying the Layout settings in the Data pane.

NEW QUESTION 103

HOTSPOT - (Topic 4)
A company is building a Power Apps app to track key project tasks.
Users assign three tasks a risk status on a scale of 0 to 100 by using slider input controls named RiskStatus on the app. The highest risks use the risk status value of 100.
If the combined value of all the tasks is 150 or above, a header bar on the screen must display the text HIGH RISK.
You need to configure a solution to change the text on the header bar.
How should you configure the app? To answer, select the appropriate options in the answer area.
NOTE: Each correct selection is worth one point.

| Requirement | Configuration |
|--|--|
| Where should you apply logic to change the text? | <div>On the header control.</div> <div>On each RiskStatus slider input.</div> <div>In the global variables of the Power Apps app.</div> <div>On the OnStart property of the Power Apps app.</div> |
| Which formula should you use? | <div>SUM(RiskStatus1.value,RiskStatus2.value,RiskStatus3.value)>=150? "HIGH RISK" : " "</div> <div>IF(SUM(RiskStatus1.value,RiskStatus2.value,RiskStatus3.value)<150, " ", HIGH RISK)</div> <div>Updateif((RiskStatus1.value+RiskStatus2.value+RiskStatis3.value)>=150, "HIGH RISK")</div> <div>UpdateContext(IF(RiskStatus1.value+RiskStatus2.value+RiskStatus3.value>=150), "HIGH RISK")</div> |

- A. Mastered
- B. Not Mastered

Answer: A

Explanation:

Box 1: On each RiskStatus slider input
You can change the value based on input.
Box 2: Updateif(..)
Use the UpdateIf function to modify one or more values in one or more records that match one or more conditions. The condition can be any formula that results in a true or false and can reference columns of the data source by name. The function evaluates the condition for each record and modifies any record for which the result is true.

NEW QUESTION 105

DRAG DROP - (Topic 4)
You are creating entities in a Common Data Service database to capture sales data. You create an entity named Sales that includes the following fields:

| Field | Description |
|----------------|--|
| SalesPerson | The name of the salesperson who made the sale |
| Quantity | The number of units sold |
| Rate | The sale price per unit |
| GrossAmount | A value obtained by multiplying the Quantity times the Rate. This value is for display purposes only |
| DiscountAmount | An amount that a salesperson enters into the app to discount a sale |
| NetAmount | A value obtained by subtracting the DiscountAmount from the GrossAmount |

You create a new entity that includes a field named TotalSales. The field is used to capture the aggregated sales for each salesperson. You need to configure the fields for the entities. Which field types should you use? To answer, drag the appropriate field types to the correct field names. Each field type may be used once, more than once, or not at all. You may need to drag the split bar between panes or scroll to view content. NOTE: Each correct selection is worth one point.

Field types

Rollup

Calculated

Simple

Answer Area

Field name

GrossAmount

DiscountAmount

TotalSales

Field type

Field type

Field type

- A. Mastered
- B. Not Mastered

Answer: A

Explanation:
Box 1: Calculated
Calculated columns are calculated in real-time when they are retrieved. Calculated columns can be composed using different data types. For example, an Integer calculated column may reference values from Decimal or Currency columns.
Box 2: Simple
A simple column isn't defined as a calculated or rollup column.
Box 3: Rollup
Because rollup columns persist in the database, they can be used for filtering or sorting just like regular columns.

NEW QUESTION 106

- (Topic 4)
Note: This question is part of a series of questions that present the same scenario. Each question in the series contains a unique solution that might meet the stated goals. Some question sets might have more than one correct solution, while others might not have a correct solution. After you answer a question in this section, you will NOT be able to return to it. As a result, these questions will not appear in the review screen. A company has locations in multiple countries and regions across four continents. The company stores the total amount of each order in the local currency of the country/region where the customer is located. The company stores the applicable exchange rates in a custom US dollars (USD) exchange rate table. You need to create a visualization that displays the total amount of orders by country/region in USD. Proposed solution: Create a custom column that converts the order total to USD by using the relationship between order local currency and the USD exchange rate table in Power BI Desktop and display this column in a Power BI chart by country/region. Does the solution meet the goal?

- A. Yes
- B. No

Answer: B

Explanation:
Instead use a calculated field.
Need to calculate the exchange rate in USD.
Calculated columns are calculated in real-time when they are retrieved. Reference:
<https://docs.microsoft.com/en-us/powerapps/developer/data-platform/calculated-rollup-attributes>

NEW QUESTION 107

- (Topic 4)
You create a canvas app that uses the following resources:

- Power Automate cloud flow
- Custom connector
- Microsoft Dataverse customization
- Connection

You need to export the app as a package to move the app to a different environment. Which resource type will be exported with the app?

- A. Custom connector
- B. Connection
- C. Microsoft Dataverse customization
- D. Power Automate cloud flow

Answer: D

NEW QUESTION 109

DRAG DROP - (Topic 4)

You have an existing Power Apps environment.

You need to create a Common Data Service database for the environment.

Which three actions should you perform in sequence? To answer, move the appropriate actions from the list of actions to the answer area and arrange them in the correct order.

Actions

Select **Create my database**

Configure currency and language settings

Configure database collation settings

Set the environment type to **Production**

Select an existing environment

Answer Area

>

<

^

v

- A. Mastered
- B. Not Mastered

Answer: A

Explanation:

Step 1: Select an existing environment Add a database in the admin center:

- * 1. In the admin center, in the left navigation pane, select Environments.
- * 2. Select the environment to which you want to add the database.

Step 2: Select Create my database

- * 3. Select + Add database

Step 3: Configure currency and language settings

- * 4. Enter the following, and then select Add.

| Setting | Description |
|-----------------------------|---|
| Language | The default language for this environment. |
| Currency | The base currency used for reporting. |
| Enable Dynamics 365 apps | Select Yes and make a selection to automatically deploy apps such as Dynamics 365 Sales and Dynamics 365 Customer Service. |
| Deploy sample apps and data | Select Yes to include sample apps and data. Sample data gives you something to experiment with as you learn. You must select No for Enable Dynamics 365 apps for this setting to appear. |
| Security group | Select a security group to restrict access to this environment. |

NEW QUESTION 112

HOTSPOT - (Topic 4)

HOTSPOT

You are designing edit forms to display individual records selected from a list in a canvas app.

The control layout must respond to a variety of screen sizes and orientations that demonstrate the following behaviors:

- Automatically resize and arrange controls from top to bottom
- Maintain the original position of the controls.
- Require no additional property changes. You need to select the layout type.

Which layouts should you use? To answer, select the appropriate options in the answer area.

Answer Area

Behavior

Automatically resize and arrange controls from top to bottom.

Maintain the original position of the controls.

Layout

Vertical container
Vertical gallery
Horizontal gallery
Vertical container
Horizontal container

Container
Container
Blank vertical gallery
Flexible height gallery
Section

- A. Mastered
B. Not Mastered

Answer: A

Explanation:

Answer Area

Behavior

Automatically resize and arrange controls from top to bottom.

Maintain the original position of the controls.

Layout

Vertical container
Vertical gallery
Horizontal gallery
Vertical container
Horizontal container

Container
Container
Blank vertical gallery
Flexible height gallery
Section

NEW QUESTION 115

- (Topic 4)

You are creating a model-driven app that allows users to create and edit a list of existing accounts. You need to display a list of all active accounts. Which user interface components should you use?

- A. view
B. gallery
C. data table
D. form

Answer: A

Explanation:

Imagine that you have a collection of data (such as a list sales orders, a set of service tickets, or a directory of contacts), and that you want to show this data in your Microsoft PowerApps app in a tabular format, where each column represents a field and each row represents a record. In the past, you might have been able to roughly simulate this visualization, although the process required some effort. However, we've been listening to your requests and are happy to announce that you can now quickly and easily achieve this very typical visualization by using the new Data table control that has been recently added to PowerApps.

Reference:

<https://powerapps.microsoft.com/fr-fr/blog/introducing-the-data-table-control/>

NEW QUESTION 116

- (Topic 4)

A company receives its marketing campaign performance report as a Microsoft Excel file. The company stores the file in Microsoft SharePoint.

A user updates the Excel file daily with updated data.

The company needs a solution that automatically displays the latest analytics.

You need to create a basic report that contains pie charts that display the most profitable channels.

You need to propose the right solution.

Solution: Microsoft Power BI report querying Excel file using its path. Does the solution meet the goal?

- A. Yes
B. No

Answer: A

NEW QUESTION 118

DRAG DROP - (Topic 4)

DRAG DROP

A company uses Power Apps. The company has a SharePoint list that contains the names of partner organizations and the country/region of the partners The company requires a canvas app that has a gallery screen to display the information in the SharePoint list. Users must be able to:

- * Return results for the exact word that was searched.
- * View the latest records at the top of the gallery.
- * Use a dropdown control to list the countries/regions of the partners. The list must display each country/region only once.

You need to create the gallery screen in a canvas app. Which functions should you use? To answer, drag the appropriate functions to the correct activities. Each function may be used once, more than once, or not at all. You may need to drag the split bar between panes or scroll to view content.

Functions

Match

Sort

Distinct

IsMatch

Answer Area

Activity

Return results for the exact word that was searched.
View latest entry at the top
Display duplicate countries/regions only once.

Function

- A. Mastered
- B. Not Mastered

Answer: A

Explanation:

Functions

Match

Sort

Distinct

IsMatch

Answer Area

Activity

Return results for the exact word that was searched.
View latest entry at the top
Display duplicate countries/regions only once.

Function

Match

Sort

Distinct

NEW QUESTION 119

- (Topic 4)
Note: This question is part of a series of questions that present the same scenario. Each question in the series contains a unique solution that might meet the stated goals. Some question sets might have more than one correct solution, while others might not have a correct solution. After you answer a question in this section, you will NOT be able to return to it. As a result, these questions will not appear in the review screen. You build a canvas app for a manufacturing company. The company receives parts and materials from many vendors. You create a form to collect information from packing slips. Receivers must be able to take a picture of packing slips to receive materials instead of manually entering data in the app. You need to ensure that users can scan packing slip information into the form. Proposed solution: Use a Key Phrase Extraction model. Does the solution meet the goal?

- A. Yes
- B. No

Answer: B

Explanation:

The key phrase extraction prebuilt model identifies the main points in a text document.
Reference:
<https://docs.microsoft.com/en-us/ai-builder/prebuilt-key-phrase>

NEW QUESTION 124

DRAG DROP - (Topic 4)
DRAG DROP
You are creating a Power Automate cloud flow to update a column on each Item in a list of Microsoft Dataverse records. Records are sorted in order of priority. You must use a complex expression to determine the column value. The column value must be stored in a variable to make future maintenance easier. Records must be processed based on the sorted order. You need to add flow steps to process the list of records. Which four actions should you perform in sequence? To answer, move the appropriate actions from the list of actions to the answer area and arrange them in the correct order.

Actions

Filter the array.

Use the Apply to each loop running in parallel.

Initialize the variable.

Use the Apply to each loop running sequentially.

Set the variable.

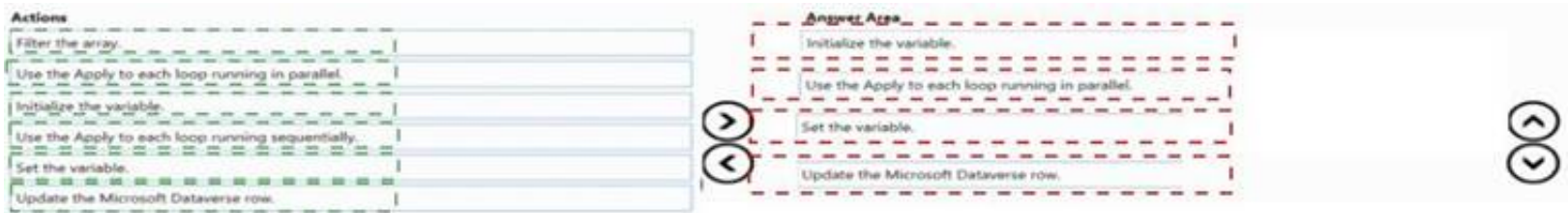
Update the Microsoft Dataverse row.

Answer Area

- A. Mastered
- B. Not Mastered

Answer: A

Explanation:



NEW QUESTION 129

- (Topic 4)

You create an automated flow by using Power Automate. The flow appears under My Flows and is connected to the development environment. The development environment has a solution to move components into a production environment. You need to ensure that you can transfer the flow to another environment. What should you do?

- A. Add the flow to the default solution of the development environment and export as a managed solution.
- B. Change the environment for the flow.
- C. Add the flow to the existing solution.
- D. Add the flow to the default solution of the production environment.

Answer: A

Explanation:

It is very normal for a developer to build the power automate in one environment and then export that automate & import it to another destination environment. Exporting our Solution

After validating our flows work in our test environment, we now want to promote it to our production environment. We can export our solution by finding it in our Solutions experience, clicking on the ..., selecting Export.

Reference:

<https://flow.microsoft.com/en-us/blog/solutions-in-microsoft-flow/>

NEW QUESTION 132

HOTSPOT - (Topic 4)

HOTSPOT

A company uses Power Apps and Microsoft Data verse. You need to perform the following activities:

- * Create a model-driven app.
- * Design navigation for the app
- * Show an approval name field on the form if the amount is greater than \$1,000.

Which features should you use? To answer, select the appropriate options in the answer area. NOTE: Each correct selection is worth one point.



- A. Mastered
- B. Not Mastered

Answer: A

Explanation:



NEW QUESTION 135

- (Topic 4)

DRAG DROP

A company uses Power Apps and Microsoft Dataverse.

The company has three solutions that you must move to a target environment:

- One solution is created for security roles. You must be able to add roles to the solution in the target environment
- One solution is created for table additions and modifications. Table structures must be updated in the solution in the target environment.
- One solution is for customizations. The custom actions must not be modified in the solution in the target environment

You need to create the solutions.


Which type of solutions should you create? To answer, drag the appropriate solutions to the correct requirements- Each solution may be used once, more than once, or not at all You may need to drag the split bar between panes or scroll to view content.



- A. Mastered
- B. Not Mastered

Answer: A

Explanation:



NEW QUESTION 138

- (Topic 4)

A company uses Power Apps. You embed a canvas app in a model-driven app form. You need to bind the app to a form component. Which form component should you use?

- A. Section
- B. View
- C. Column
- D. Tab

Answer: C

NEW QUESTION 141

- (Topic 4)

You are developing a canvas app to monitor time. The app includes a Text Input control named TIC1 and a Timer control named TIM1. You need to set TIM1 to a default value. What should you do?

- A. In the OnChange property of TIC1, set the value of the Text property for TIC1 to a context variable that stores the duration value
- B. Assign the value of the variable to the OnTimerStart property for TIM1.
- C. Assign the Text property of TIC1 to the Duration property of TIM1.
- D. Assign the Text property of TIC1 to the OnSelect property of a TIM1.
- E. Write code in the OnChange property of TIC1 that assigns the value of the Duration property of the Timer control to Text property of the TIC1. In the OnChange property of TIC1, assign the value to the Duration property for TIM1.

Answer: C

Explanation:

The OnTimerStart, OnTimerEnd and OnSelect are the configurations where you can add your code.

Reference:

<https://sharepains.com/2019/08/22/all-about-timers-in-powerapps/>

NEW QUESTION 145

- (Topic 4)

You create a canvas app named Hardware Order that suggests computer hardware to customers.

A value must be entered for the EmployeeID field when creating a new order if the value in the OrderType field does not contain the prefix test.

You need to configure the business rule.

Which two actions should you perform? Each correct answer presents part of the complete solution.

NOTE: Each correct selection is worth one point.

- A. Set the scope of the business rule to Entity.
- B. Add a Recommendation action and configure it to enter the order type.
- C. Set the scope of the business rule to All Forms.
- D. Use the following condition expression:(OrderType Does not begin with [test]) AND (Modified By Does not contain data)

Answer: AD

Explanation:

Reference:

<https://docs.microsoft.com/en-us/powerapps/maker/common-data-service/data-platform-create-business-rule>

NEW QUESTION 147

- (Topic 4)
You create a personal view.
You need to ensure that other users can access the view. What should you do?

- A. Email the users a link to the view.
- B. Set the view as the default view.
- C. Share the view with the users.
- D. Assign the view to the users.

Answer: C

NEW QUESTION 151

HOTSPOT - (Topic 4)
HOTSPOT
The customer service team of a company uses a model-driven app to log customer interactions. The app contains two tables: one to track customer interactions and one to track products.
The team requires an interactive dashboard to display the activities. The dashboard must display the products that have the most complaints. Each chart must display the associated data.
You need to create the dashboard-
Which features should you use? To answer, select the appropriate options in the answer area.
NOTE: Each correct selection is worth one point.

Answer Area

| Activity | Feature |
|---|-------------------------|
| Display customer interactions and products. | Single-stream dashboard |
| | Multi-stream dashboard |
| | Single-stream dashboard |
| | Standard dashboard |
| Display charts with associated data. | Default Chart |
| | Show Chart Only |
| | Display Chart Selection |
| | Default Chart |

- A. Mastered
- B. Not Mastered

Answer: A

Explanation:

Answer Area

| Activity | Feature |
|---|-------------------------|
| Display customer interactions and products. | Single-stream dashboard |
| Display charts with associated data. | Default Chart |

NEW QUESTION 152

DRAG DROP - (Topic 4)
DRAG DROP
A company uses Power Automate. You manage two cloud flows named A and B. Users must perform the following activities:
• Manage the properties of cloud flow A.
• Manually trigger cloud flow B
You need to set up privileges for the business users by using the principle of least privilege Which privilege types should you grant for each activity? To answer, drag the appropriate privilege types to the correct activities. Each privilege type may be used once, more than once, or not at all. You may need to drag the split bar between panes or scroll to view content.
Note: Each correct selection is worth one point.

| Privilege types | Answer Area |
|--------------------------------|--|
| Microsoft Power Platform Admin | Activity |
| Co-owner | Manage the properties of cloud flow A. |
| Run-only | Manually trigger cloud flow B. |

- A. Mastered
- B. Not Mastered

Answer: A

Explanation:

| Privilege types | Answer Area |
|--------------------------------|--|
| Microsoft Power Platform Admin | Activity |
| Co-owner | Manage the properties of cloud flow A. |
| Run-only | Manually trigger cloud flow B. |

NEW QUESTION 156

- (Topic 4)
You are creating a multi-page canvas app that loads tabular data from an external data source.

Once loaded, the data must be available to all screens within the canvas app.
You need to reduce the number of times that the app must retrieve data from the data source.
Which two data stores can you use? Each correct answer presents a complete solution.
NOTE: Each correct selection is worth one point.

- A. parameter
- B. collection
- C. environment variable

Answer: CD

Explanation:
Reference:
<https://docs.microsoft.com/en-us/powerapps/maker/canvas-apps/working-with-data-sources>

NEW QUESTION 159

DRAG DROP - (Topic 4)
The company is adding a multi-stream interactive dashboard to a model-driven app.
The company requires configuration of the dashboard to filter the table data based on modified accounts over the last month.
You need to configure the filters for the model-driven app dashboard.
Which configuration should you use? To answer, drag the appropriate locations to the correct requirements. Each configuration may be used once, more than once, or not at all. You may need to drag the split bar between panes or scroll to view content.
NOTE: Each correct selection is worth one point.

Configurations

Filter by

Table view

Filter table

Time frame

Answer Area

| Requirement | Configuration |
|---|---------------|
| Configure visual filter attributes that the dashboard can use. | |
| Configure the field that the dashboard uses to filter the table data monthly. | |

- A. Mastered
- B. Not Mastered

Answer: A

Explanation:
Box 1: Filter table
Filter Table: The visual filters and global filter attributes are based on this table.
Box 2: Filter By
Filter By: The column that the time frame filter applies to.

NEW QUESTION 162

HOTSPOT - (Topic 4)
HOTSPOT
Inspectors for a city building department use a Microsoft Teams channel, inspectors use SharePoint to view construction bylaws, rules, and regulations.
The city clerk email inspectors links to new bylaw proposal, inspectors vote on the proposals and provide additional feedback.
You need to demonstrate to the city clerk how they can automate the process
Which option should you use? To answer, select the appropriate options in the answer area.
NOTE: Each correct selection is worth one point.

Answer Area

| Flow element | Option |
|--|---|
| Type of flow. | <div>Cloud flow</div> <div>Desktop flow</div> <div>Business process flow</div> |
| Trigger type. | <div>Manually trigger a flow.</div> <div>For a selected message in Microsoft Teams.</div> <div>For a selected file in SharePoint.</div> <div>When a flow is run from a business process flow.</div> |
| Flow step to replace emailing the links. | <div>Get changes for an item in SharePoint.</div> <div>Post an adaptive card to a channel and wait for a response.</div> <div>Post a choice of options to a user in Teams.</div> <div>Send an email with options.</div> |

- A. Mastered
- B. Not Mastered

Answer: A

Explanation:

Answer Area

| Flow element | Option |
|--|---|
| Type of flow. | <div><div>Cloud flow</div><div>Desktop flow</div><div>Business process flow</div></div> |
| Trigger type. | <div><div>Manually trigger a flow.</div><div>For a selected message in Microsoft Teams.</div><div>For a selected file in SharePoint.</div><div>When a flow is run from a business process flow.</div></div> |
| Flow step to replace emailing the links. | <div><div>Get changes for an item in SharePoint.</div><div>Post an adaptive card to a channel and wait for a response.</div><div>Post a choice of options to a user in Teams.</div><div>Send an email with options.</div></div> |

NEW QUESTION 166

- (Topic 4)

You are designing an interactive report for a model-driven app. The report will use more than five million records. The query that retrieves data for the report requires more than five minutes to complete. You need to create the report. Which option should you use?

- A. Interactive dashboard
- B. Power BI
- C. Standard dashboard

Answer: B

NEW QUESTION 167

HOTSPOT - (Topic 4)

You use Microsoft Power BI Desktop to create a report. Users note that column headings are confusing. You need to modify some columns and delete other columns. Which tool should you use? To answer, select the appropriate options in the answer area. NOTE: Each correct selection is worth one point.

Answer Area

| Modification | Tool |
|-----------------|--|
| Rename a column | <div><div>Power Query Editor</div><div>Report canvas</div><div>Filters pane</div><div>Power Query Editor</div></div> |
| Delete a column | <div><div>Fields pane</div><div>Report canvas</div><div>Fields pane</div><div>Filters pane</div></div> |

- A. Mastered
- B. Not Mastered

Answer: A

Explanation:

Answer Area

Modification

Rename a column

Delete a column

Tool

Power Query Editor

Report canvas

Filters pane

Power Query Editor

Fields pane

Report canvas

Fields pane

Filters pane

NEW QUESTION 172

- (Topic 4)

Note: This question is part of a series of questions that present the same scenario. Each question in the series contains a unique solution that might meet the stated goals. Some question sets might have more than one correct solution, while others might not have a correct solution. After you answer a question in this section, you will NOT be able to return to it. As a result, these questions will not appear in the review screen.

You are developing a model-driven app that uses a Common Data Service database. App users will have a variety of different security roles. Development and testing must be performed using production data. Multiple testers must be used at each testing stage. You need to provision and configure new environments for development and testing. Solution:

- ? Provision a trial environment named T1 and a sandbox environment named S1.
- ? Copy the production environment to T1 and S1.
- ? Use T1 for development and S1 for testing.

Does the solution meet the goal?

- A. Yes
- B. No

Answer: B

Explanation:

Using trial environments, companies and customers can try out new features and solutions. Do not use a trial environment for development. A sandbox environment is any non-production environment of Microsoft Dataverse. Isolated from production, a sandbox environment is the place to safely develop and test application changes with low risk.

Reference:
<https://docs.microsoft.com/en-us/power-platform/admin/trial-environments> <https://docs.microsoft.com/en-us/power-platform/admin/sandbox-environments>

NEW QUESTION 174

DRAG DROP - (Topic 4)

You are an app maker for a college. You create an app for student enrollment. The app captures the education level of the applicants. The education level at the time of enrollment is an option set in the student entity. The

- ? High school
- ? College
- ? Bachelor

You must split the College option into two option sets:

- ? College – 1 Year
- ? College – 2 years

The split must not impact existing data. You need to create the two option sets. Which three actions should you perform in sequence? To answer, move the appropriate actions from the list of actions to the answer area and arrange them in the correct order.

Actions

Open the maker app and navigate to the student table

Publish the student entity

Save the student table

Open settings in the Power Platform admin center

Create new options for College - 1 Year and College - 2 years

Answer Area

>

<

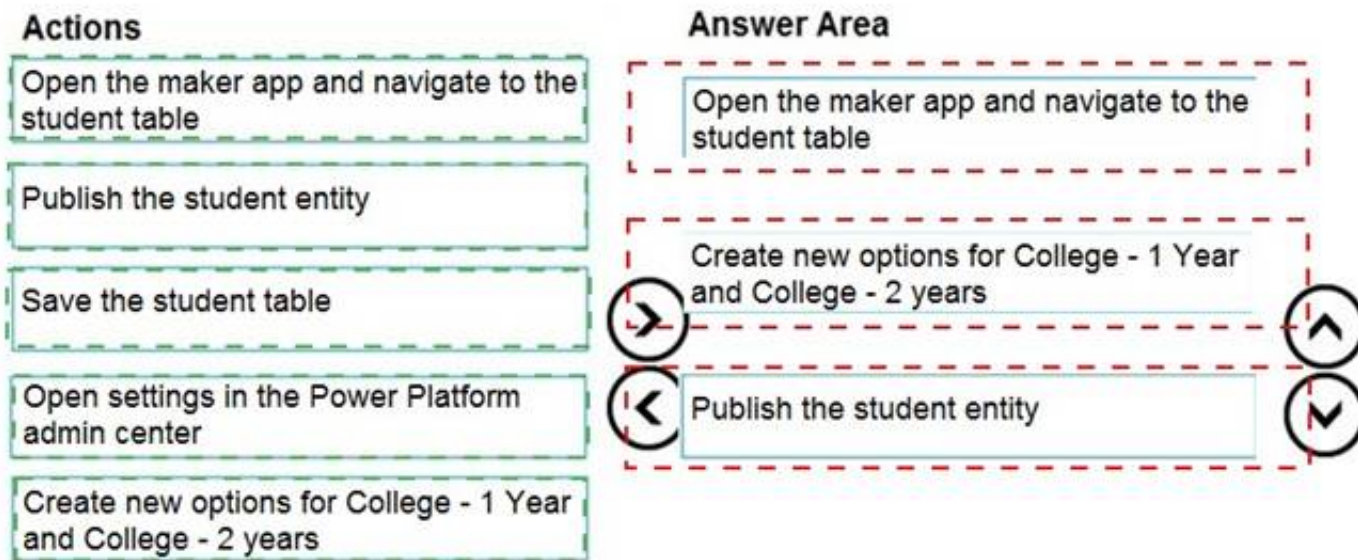
↑

↓

- A. Mastered
- B. Not Mastered

Answer: A

Explanation:



NEW QUESTION 177

- (Topic 4)

You use a Microsoft SharePoint list to record information about customers.

You must perform a series of actions only when a new item is added to a SharePoint list. You need to configure a Power Automate flow. Which trigger should you use?

- A. When an item is created
- B. When an item is created or modified
- C. When a file is created (properties only)
- D. For a selected item

Answer: A

Explanation:

Trigger - When an item is created Triggers when an item is created.

MS Flow will trigger when an item is created in the list. It will return all list item properties which can be used in the Flow.

Reference:

<https://www.c-sharpcorner.com/article/sharepoint-based-triggers-in-ms-flow-part-2/>

NEW QUESTION 180

DRAG DROP - (Topic 4)

DRAG DROP

A company uses Power Apps and Microsoft Dataverse.

The company has model driven apps across multiple Microsoft Dataverse environments in the same tenant. You must grant privileges to Power Apps makers to achieve the following:

- Share model-driven apps in multiple Microsoft Dataverse environments.
- Share model-driven apps in only one of the Microsoft Dataverse environments and view only table records that they create themselves.

You need to share the model-driven app with users by using the principle of least privilege. Which security role privilege should you grant for each requirement? To answer, drag the

appropriate security roles to the correct requirements. Each security the may be used once, more than once, or not at all. You may need to drag the split bar between panes or scroll to view content.

NOTE: Each correct answer is worth one point.



- A. Mastered
- B. Not Mastered

Answer: A

Explanation:



NEW QUESTION 183

DRAG DROP - (Topic 4)

You have a model-driven app that has an entity named Marinas. You have an entity named Boats that list the boats associated with each marina.

You must add a list of boats to the Marinas form. You must also add an option for users to select different views including boat owners and marina members.

You need to embed the list of boats associated with a Marina record in the entity form.

In which order should you perform the actions? To answer, move all actions from the list of actions to the answer area and arrange them in the correct order.

Actions

Add a Subgrid component to a form

Select **Show related records** and then select the related entity and default view for the subgrid

Save and publish the form

Select the **Allow users to change view** option

Answer Area

>

<

&u2191

⇊

- A. Mastered
- B. Not Mastered

Answer: A

Explanation:

Step 1: Add a Subgrid component to a form
You add a subgrid component the same way as you add any other component.

Step 2: Select Show related records and then select the related entity and default view for the subgrid
Configure a subgrid component.
Properties available to configure when using a subgrid component on a form using the form designer include:
? Show related rows
When selected, the subgrid displays only rows related to the current row that is displayed on the form.

Step 3: Select the Allow users to change view
Configure a subgrid component.
Properties available to configure when using a subgrid component on a form using the form designer include:
? Allow users to change view
When selected, app users can change from the Default view to another view of the table selected in the Table property.

Step 4: Save and publish the form

NEW QUESTION 187

DRAG DROP - (Topic 4)
You create a canvas app. You run App checker to validate the app. App checker returns error results. You need to locate where the errors occur.
Which areas should you review? To answer drag the appropriate areas to the correct error messages. Each area may be used once, more than once, or not at all
You may need to drag the spirt bar between panes or scroll to view content.
NOTE: Each correct selection is worth one point.

Areas

Function

Formula

Accessibility

Answer Area

Error message

Unknown or unsupported in namespace

Invalid arguments

Revise screen name

Area

- A. Mastered
- B. Not Mastered

Answer: A

Explanation:

Areas

Function

Formula

Accessibility

Answer Area

Error message

Unknown or unsupported in namespace

Invalid arguments

Revise screen name

Area

Formula

Function

Accessibility

NEW QUESTION 191

- (Topic 4)
You have a Power Apps solution that includes three model-driven apps, a business process flow, and a scheduled flow. The solution is deployed to a datacentre in the United States.
You plan to deploy the solution to Canada.
You need to identify applicable government regulations for all components of the solution. Which three actions should you perform? Each correct answer presents part of the solution.

NOTE: Each correct selection is worth one point.

- A. View results in the Service Trust portal.
- B. Check the results of the Solution checker.
- C. Identify regulations for the region where the tenant resides.
- D. Identify all regulations for the region where the Common Data Service database resides.
- E. Configure data loss prevention (DLP) policies in the Power Platform Admin center.

Answer: ADE

Explanation:

A: The Microsoft Service Trust Portal provides a variety of content, tools, and other resources about Microsoft security, privacy, and compliance practices.

D: The Service Trust Portal contains details about Microsoft's implementation of controls and processes that protect our cloud services and the customer data therein.

Reference:

<https://docs.microsoft.com/en-us/microsoft-365/compliance/get-started-with-service-trust-portal>

NEW QUESTION 194

- (Topic 4)

A clothing retailer is creating a Power Virtual Agents chatbot in Microsoft Teams. The chatbot will use Microsoft Dataverse for Teams to provide sales metrics by store.

A user wants to be able to ask the chatbot to see all the sales for pants.

You need to configure the chatbot to provide sales data for pants even when a user enters the terms jeans, slacks, or trousers.

Which chatbot component should you use?

- A. Skills
- B. Tables
- C. Topics
- D. Supported languages
- E. Entities

Answer: E

Explanation:

Reference:

<https://docs.microsoft.com/en-us/power-virtual-agents/advanced-entities-slot-filling>

NEW QUESTION 199

- (Topic 4)

A company has 500 vendor records stored in a SQL table. Each record contains the

team wants to view the vendor records by using Power Apps. The team must be able to change the list results by applying filters. You need to display the vendor records in a canvas app. Which control should you use?

- A. Text
- B. Form
- C. Chart
- D. Gallery

Answer: D

NEW QUESTION 201

- (Topic 4)

You create a custom table as part of a solution in the development environment. You deploy major version solutions as managed solutions to production. The organization does not allow new solutions to be created in the production environment.

When a minor update is made to a column length, users cannot enter entire values. You need to allow users to enter entire values in the column.

Solution: Update the column length in the development environment. Export the solution as a managed solution, import the solution into production

Does the solution meet the goal?

- A. Yes
- B. No

Answer: B

NEW QUESTION 202

- (Topic 4)

You are creating an app for an organization's human resources (HR) department. You create an Employee entity in an unmanaged Common Data Service solution.

Another user creates the following Power Automate flows separately from the solution:

| Flow | Description |
|-------|---|
| FlowA | Send email to the HR manager when a new document is uploaded to Microsoft SharePoint. |
| FlowB | Send email to the HR manager after a user selects a document in Microsoft OneDrive for Business and runs the flow. |
| FlowC | Send email to the HR manager at 8 AM daily if new documents are uploaded in Microsoft OneDrive for Business since the previous day. |
| FlowD | Send email to the HR manager when a new employee record is added. |

You need to incorporate the flows that can be added to the solution.
 Which two flows can you include? Each correct selection presents a complete solution.
 NOTE: Each correct selection is worth one point.

- A. FlowA
- B. FlowB
- C. FlowC
- D. FlowD

Answer: AD

Explanation:

You can add any of these conditions to determine precisely when your flow is triggered.

Reference:

<https://docs.microsoft.com/en-us/power-automate/connection-cds-native>

NEW QUESTION 205

- (Topic 4)

A company has hundreds of warehouses. You are developing an app for the shipping department at the company. The app must be able to provide the warehouse address for shipments. You need to create the warehouse field on the app form. Which field type should you use?

- A. Chores
- B. Choice
- C. Text
- D. Lookup

Answer: D

NEW QUESTION 208

- (Topic 4)

You create and publish a canvas app component library to perform complex calculations.

You discover an error in one of the calculations. You correct the issue and publish the canvas app.

You need to ensure that the co-worker uses the updated version of the component library.

What should you do?

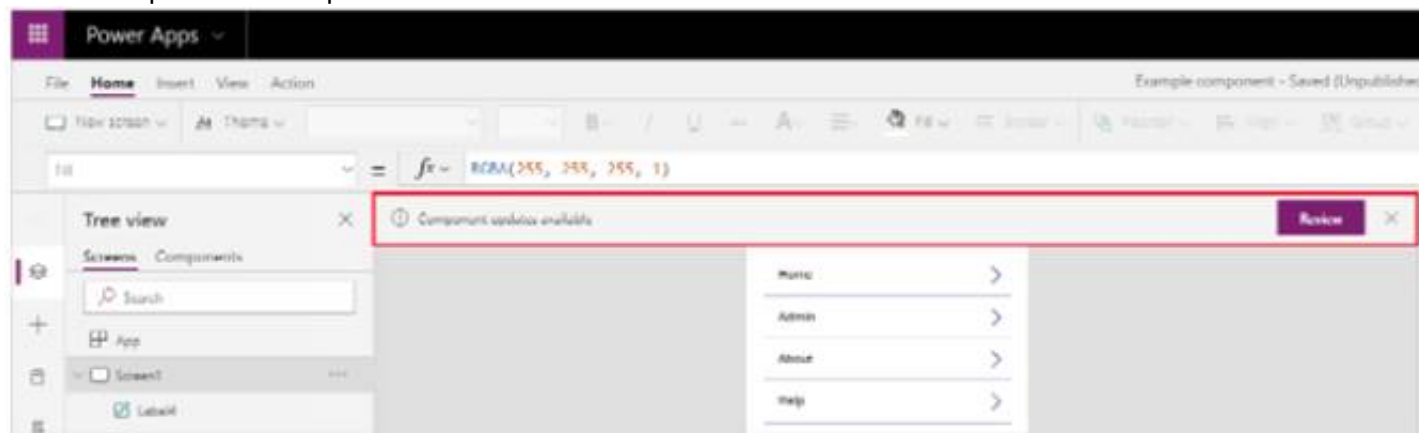
- A. Export the updated component library and instruct the co-worker to import the updated version into the canvas app
- B. Inform the co-worker to edit the canvas app and manually add the updated version of the component library
- C. Instruct the co-worker to edit the canvas app and update the component library

Answer: C

Explanation:

You can modify an existing component library and save any changes with additional version notes. However, the updated component library version must be published for use in existing apps that use the component library.

Makers of other apps are notified of updated components being available. The notification appears when makers edit the apps in canvas app studio. They can choose to update the components:



Select Review, and you'll see the option to update the component:

<https://docs.microsoft.com/en-us/powerapps/maker/canvas-apps/component-library>

NEW QUESTION 211

.....

Thank You for Trying Our Product

We offer two products:

1st - We have Practice Tests Software with Actual Exam Questions

2nd - Questions and Answers in PDF Format

PL-100 Practice Exam Features:

- * PL-100 Questions and Answers Updated Frequently
- * PL-100 Practice Questions Verified by Expert Senior Certified Staff
- * PL-100 Most Realistic Questions that Guarantee you a Pass on Your First Try
- * PL-100 Practice Test Questions in Multiple Choice Formats and Updates for 1 Year

100% Actual & Verified — Instant Download, Please Click
[Order The PL-100 Practice Test Here](#)