



Cisco

Exam Questions 300-425

Designing Cisco Enterprise Wireless Networks (ENWLSD)

About ExamBible

[Your Partner of IT Exam](#)

Found in 1998

ExamBible is a company specialized on providing high quality IT exam practice study materials, especially Cisco CCNA, CCDA, CCNP, CCIE, Checkpoint CCSE, CompTIA A+, Network+ certification practice exams and so on. We guarantee that the candidates will not only pass any IT exam at the first attempt but also get profound understanding about the certificates they have got. There are so many alike companies in this industry, however, ExamBible has its unique advantages that other companies could not achieve.

Our Advances

* 99.9% Uptime

All examinations will be up to date.

* 24/7 Quality Support

We will provide service round the clock.

* 100% Pass Rate

Our guarantee that you will pass the exam.

* Unique Gurantee

If you do not pass the exam at the first time, we will not only arrange FULL REFUND for you, but also provide you another exam of your claim, ABSOLUTELY FREE!

NEW QUESTION 1

A customer asks an engineer to explain the concept of mobility domains and mobility groups. Which statement does the engineer respond with?

- A. A mobility group does not constrain the distribution of security context of a client and also does not constrain AP fail-over between controllers when the WLC are in the same mobility domain.
- B. If WLCs are in the same mobility domain, they communicate with each other but, if an anchor WLC is present it must be in the same mobility domain for communication to be possible.
- C. If WLCs are in the same mobility domain, they communicate with each other.
- D. Mobility groups constrain the distribution of security context of a client and also constrain AP fail-over between controllers.
- E. WLCs do not need to be in the same mobility domain to communicate with each other.
- F. Mobility groups constrain the distribution of security context of a client and also constrain AP fail-over between controllers.

Answer: C

Explanation:

https://www.cisco.com/c/en/us/td/docs/wireless/controller/8-0/configuration-guide/b_cg80/b_cg80_chapter_010

NEW QUESTION 2

A rapidly expanding company has tasked their network engineer with wirelessly connecting a new cubicle area with Cisco workgroup bridges until the wired network is complete. Each of 42 new users has a computer and VoIP phone. How many APs for workgroup bridging must be ordered to keep cost at a minimum while connecting all devices?

- A. 4
- B. 5
- C. 6
- D. 7

Answer: A

Explanation:

- Number of 802.11b devices per AP: Cisco recommends that you have no more than 15 to 25

So, each AP will have 25 clients. Minimum 4 APs are sufficient.

NEW QUESTION 3

A customer is looking for a network design with Cisco Hyperlocation using AP4800 for location tracking via a custom mobile app. Issues appeared in the past with refresh rates for location updates. What needs to be implemented to meet these requirements?

- A. Cisco CMX SDK in the location app
- B. redundant CMX and fetch location in round-robin fashion.
- C. device Bluetooth via the app
- D. Cisco FastLocate technology

Answer: D

NEW QUESTION 4

What is the recommended cell overlap when designing a wireless network for Cisco Hyperlocation?

- A. 20%
- B. 30%
- C. 40%
- D. 50%

Answer: A

Explanation:

- 20% cell overlap for optimized roaming and location calculations

NEW QUESTION 5

Refer to the exhibit.

General	Credentials	Interfaces	High Availability	Inventory	Advanced												
<table border="1"> <thead> <tr> <th></th> <th>Name</th> <th>Management IP Address (IPv4/IPv6)</th> </tr> </thead> <tbody> <tr> <td>Primary Controller</td> <td>WLC-Primary</td> <td>192.168.1.11</td> </tr> <tr> <td>Secondary Controller</td> <td>WLC-Secondary</td> <td>10.42.98.11</td> </tr> <tr> <td>Tertiary Controller</td> <td></td> <td></td> </tr> </tbody> </table>							Name	Management IP Address (IPv4/IPv6)	Primary Controller	WLC-Primary	192.168.1.11	Secondary Controller	WLC-Secondary	10.42.98.11	Tertiary Controller		
	Name	Management IP Address (IPv4/IPv6)															
Primary Controller	WLC-Primary	192.168.1.11															
Secondary Controller	WLC-Secondary	10.42.98.11															
Tertiary Controller																	
AP Failover Priority: Low																	

An engineer determined that during a recent controller failure, some APs did not failover to their secondary controller based on the network design, which has sufficient licenses for all APs. The controllers are not in a mobility group but have A records for their hostnames in DNS. Which setting needs to be addressed?

- A. The controllers must be in the same mobility group.
- B. The secondary controller IP address is incorrect.
- C. DNS hostnames are required to be FQDN.
- D. The AP failover priority was not set high enough.

Answer: D

NEW QUESTION 6

A network engineer is working on a design for a wireless network that must support data, voice, and location services. To support these services, which access point placement must the engineer use?

- A. corner only
- B. perimeter and corner
- C. perimeter only
- D. indoor and outdoor

Answer: B

Explanation:

In a location-ready design, it is important to ensure that access points are not solely clustered in the interior and toward the center of floors. Rather, perimeter access points should complement access points located within floor interior areas. In addition, access points should be placed in each of the four corners of the floor, and at any other corners that are encountered along the floor perimeter. These perimeter access points play a vital role in ensuring good location fidelity within the areas they encircle, and in some cases may participate in the provisioning of general voice or data coverage as well.

NEW QUESTION 7

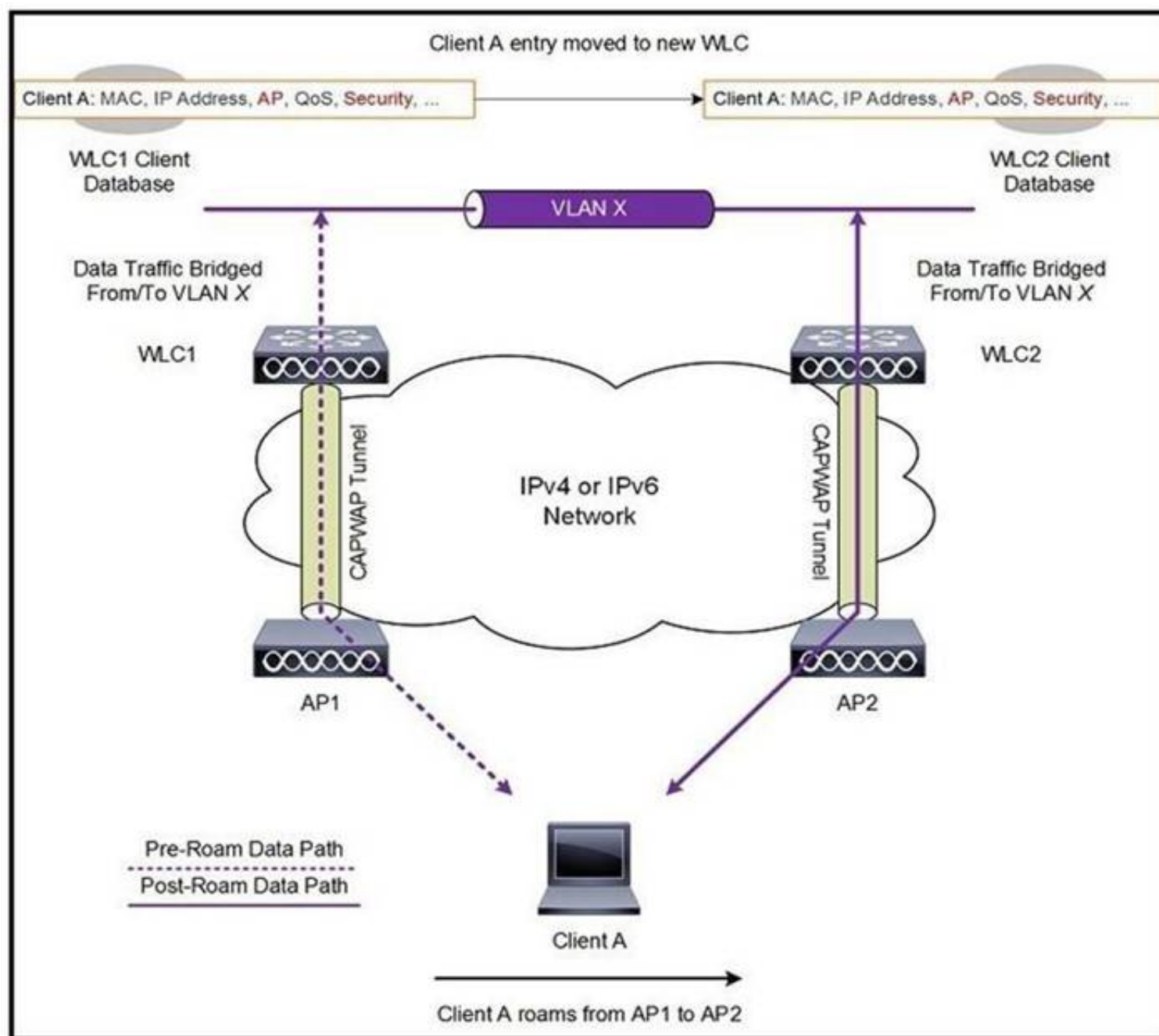
An engineer has designed an anchor redundancy for guest clients connecting to SSID with auto-anchor configured. After adding a second Anchor WLC under the SSID mobility anchor list, clients are load-balanced between existing and new anchors instead of having one anchor as active and the other one as standby. Which feature should be included in the design that will be configured on the WLC running 8.1 or above to ensure anchor redundancy?

- A. Auto-Anchor Foreign Mapping
- B. AP groups
- C. Guest Anchor Priority
- D. 802.11r

Answer: C

NEW QUESTION 8

Refer to the exhibit.

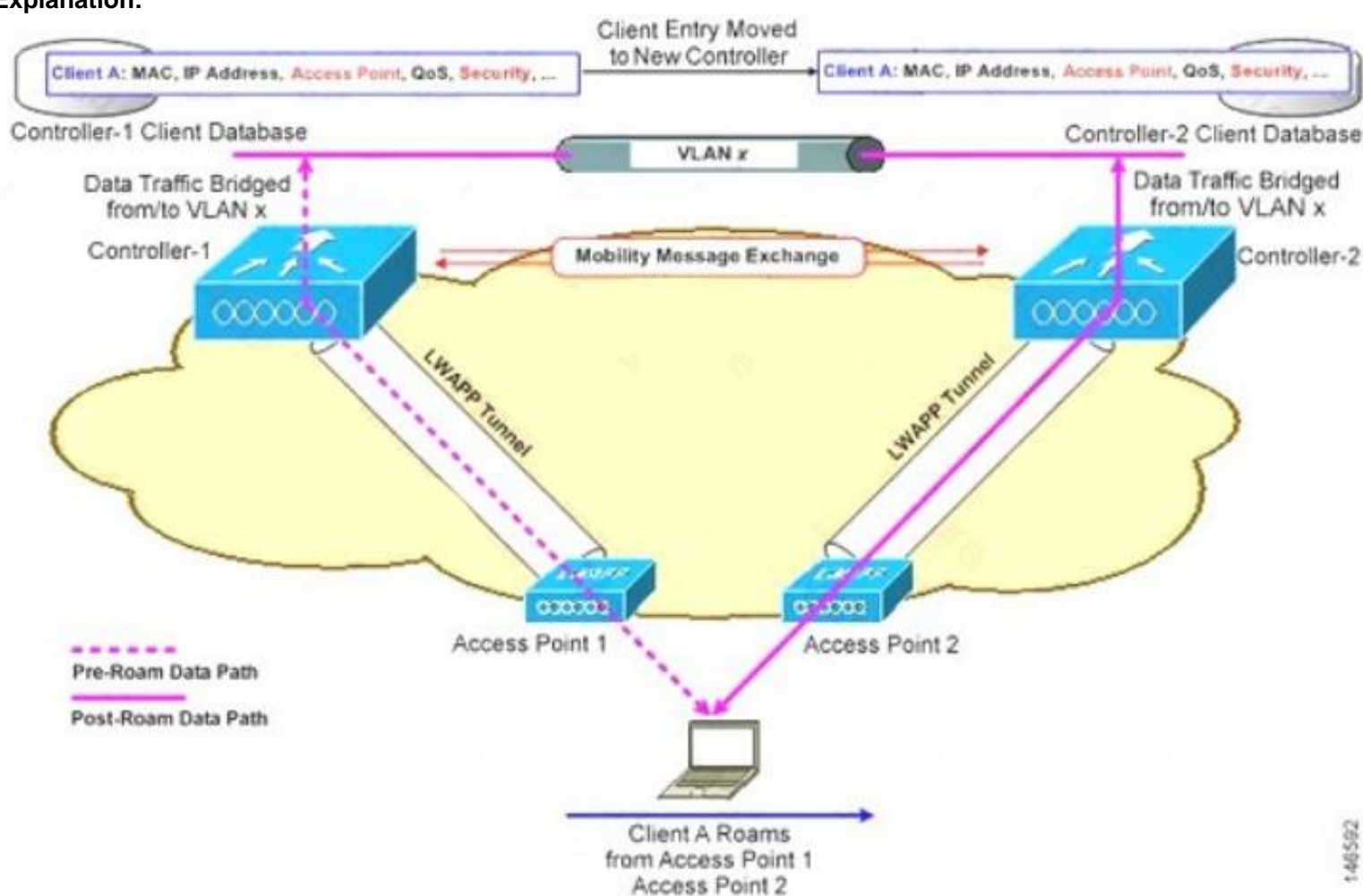


A client roams between two APs that are registered to two different controllers, where each controller has an interface in the client subnet. Both controllers are running AireOS. Which scenario explains the client roaming behavior?

- A. Controllers exchange mobility control messages (over UDP port 16666) and the client database entry is moved from the original controller to the new controller.
- B. Controllers do not exchange mobility control messages (over UDP port 16666) and the client database entry is not moved from the original controller to the new controller.
- C. Controllers exchange mobility control messages (over UDP port 16666) and a new client session is started with the new controller.
- D. Controllers exchange mobility control messages (over UDP port 16666) and the client database entry is tunneled from the original controller to the new controller.

Answer: A

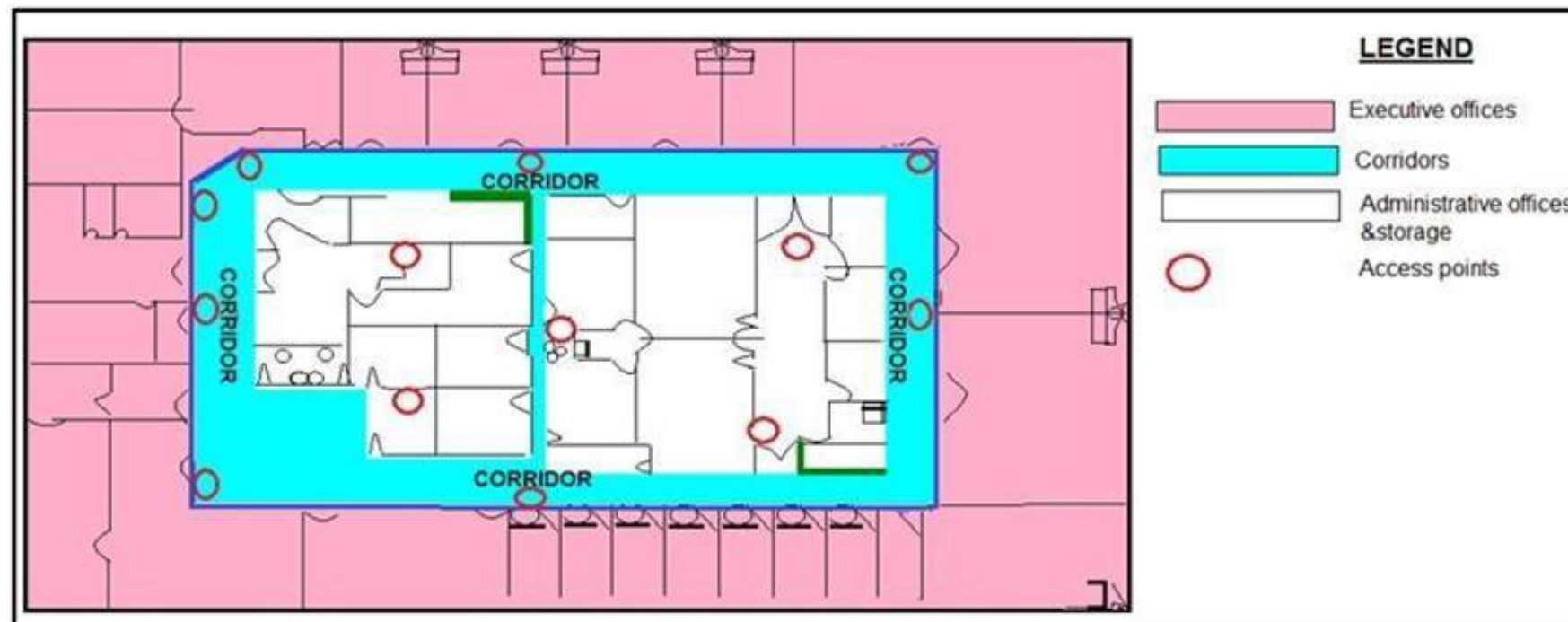
Explanation:



In this instance controllers exchange mobility control messages (over UDP port 16666) and the client database entry is **moved** from the original controller to the new controller.

NEW QUESTION 9

Refer to the exhibit.



What is the main reason why the Wi-Fi design engineer took a different approach than installing the APs in the offices, even though that installation provides better coverage?

- A. aesthetics
- B. transmit power considerations
- C. antenna gain
- D. power supply considerations

Answer: B

Explanation:

<https://www.cisco.com/en/US/docs/solutions/Enterprise/Mobility/emob30dg/RFDesign.html#wp1000551>

NEW QUESTION 10

An engineer must speed up the reauthentication delays that are being experienced on the wireless infrastructure by deploying a key-caching mechanism. Which mechanism must be configured?

- A. PEAP
- B. FT
- C. PMF
- D. GTK-randomization

Answer: B

Explanation:

802.11r, which is the IEEE standard for fast roaming, introduces a new concept of roaming where the initial handshake with the new AP is done even before the client roams to the target AP, which is called Fast Transition (FT). The initial handshake allows the client and APs to do the Pairwise Transient Key (PTK) calculation in advance. These PTK keys are applied to the client and AP after the client does the reassociation request or response exchange with new target AP.

NEW QUESTION 10

When conducting a site survey for real-time traffic over wireless, which two design capabilities of smartphones and tablets must be considered? (Choose two.)

- A. no support for 802.11ac
- B. higher data rates than laptops
- C. fewer antennas than laptops
- D. no support for 802.11r
- E. lower data rates than laptops

Answer: BE

Explanation:

Site surveys are one of the basic requirements when you deploy a WLAN, and you must always consider the Wi-Fi capabilities of the client devices or endpoints. Most smartphones and tablets support 802.11. However, generally, the smartphones and tablets have fewer antennas and lower data rates than laptops. In addition, most are not purpose-built for the enterprise WLAN market. Almost all smartphones and tablets support enterprise security policies. However, many of them do not support

NEW QUESTION 12

An engineer must ensure that the wireless network can accomplish fast secure roaming by way of caching keys on the access points. Which key caching mechanism is enabled by default on a Cisco AireOS WLC?

- A. SKC
- B. OKC
- C. 802.11r
- D. CCKM

Answer: B

Explanation:

Step 2 Enable sticky key caching by entering this command:

```
config wlan security wpa wpa2 cache sticky enable wlan_id
```

By default, SKC is disabled and opportunistic key caching (OKC) is enabled.

An extension of this technique is known as OKC (Opportunistic Key Caching), a method not defined in 802.11i but necessary to enable optimized roaming at layer 2 for client devices moving between APs. Using OKC, all APs on the same layer 2 network will receive a copy of a client's PMK ID, enabling client devices authenticated via 802.1X to authenticate with decreased latency whilst roaming. In this fashion, even if a client has not been

NEW QUESTION 13

A university is in the process of designing a wireless network in an auditorium that seats 500 students and supports student laptops. Which design methodology should the university implement in the auditorium?

- A. roaming design model
- B. voice design model
- C. location design model
- D. high-density design model

Answer: B

Explanation:

https://www.cisco.com/c/dam/en_us/solutions/industries/docs/education/cisco_wlan_design_guide.pdf

NEW QUESTION 14

An engineer has successfully configured high availability and SSO using two Cisco 5508 Wireless LAN Controllers. The engineer can access the Active Primary WLC, but the Secondary Standby WLC is not accessible. Which two methods allow access to the standby unit? (Choose two.)

- A. via the console connection
- B. SSH to the redundancy management interface of the primary WLC
- C. SSH to the service port interface
- D. SSH to the virtual interface of the secondary WLC
- E. SSH to the management interface of the primary WLC

Answer: AC

Explanation:

Once SSO is enabled, the Standby WLC can be accessed via console connection or via SSH on the service port and on the redundant management interface.

NEW QUESTION 16

How does AP failover priority for access points function when configured with priority 1 or 4?

- A. When configured with priority 1, the access point is assigned with the highest priority level and it is marked as critical
- B. This access point fails over before other access points with the lower priority when there is primary controller failure.
- C. When configured with priority 4, the access point is assigned with the highest priority level and it is marked as critical
- D. This access point fails over before other access points with the lower priority when there is primary controller failure.
- E. When configured with priority 4, the access point is assigned with the lowest priority level and it is marked as low
- F. This access point fails over after other access points with the higher priority when there is primary controller failure.
- G. When configured with priority 1, the access point is assigned with the medium priority level and it is marked as medium
- H. This access point fails over after other access points with the higher priority when there is primary controller failure.

Answer: B

NEW QUESTION 21

What causes the most signal attenuation, based on the wireless design tools?

- A. cinder block wall
- B. metal door
- C. glass wall
- D. office window

Answer: B

Explanation:

It is important to note that metal chair legs and desk components will interact with the antenna of the AP and change the pattern of the radiation. Surveying the results of placement decisions with a good tool is necessary

NEW QUESTION 22

As part of a wireless site survey in a hospital, an engineer needs to identify potential Layer 1 interferers. In which two areas is the engineer most likely to find sources of 2.4 GHz and 5 GHz RF noise? (Choose two.)

- A. magnetic resonance imaging
- B. kitchen
- C. Gamma Knife radiation treatment
- D. X-ray radiography
- E. patient room

Answer: BE

Explanation:

<https://www.ciscopress.com/articles/article.asp?p=2351131&seqNum=2>

NEW QUESTION 25

A company has 10 access point licenses available on their backup Cisco WLC and their primary Cisco WLC is at full capacity, 5 access points are set to high failover priority and 7 access points are set to critical failover priority. During a failure, not all critical access points failed over to the backup Cisco WLC. Which configuration is the cause of this issue?

- A. The high priority access point is oversubscribed.
- B. network ap-priority is set to enable.
- C. The critical priority access point count is oversubscribed.
- D. network ap-priority is set to disable.

Answer: D

Explanation:

<https://www.ciscolive.com/c/dam/r/ciscolive/emea/docs/2016/pdf/BRKCOL-2275.pdf>

NEW QUESTION 29

A wireless engineer is designing a wireless network for a warehouse using access points with internal antennas. Which two elements have a negative effect on the wireless users? (Choose two.)

- A. wireless channels
- B. access point height
- C. client authentication
- D. client authorization
- E. absorption

Answer: BE

Explanation:

https://www.cisco.com/c/en/us/products/collateral/wireless/aironet-1250-series/design_guide_c07-693245.html#

NEW QUESTION 32

An enterprise is using two wireless controllers to support the wireless network. The data centre is located in the head office Each controller has a corporate WLAN configured with the nameCopr-NET390595865WLC-1 and Copr-NET6837l638WLC-2. The APs are installed using a round-robin approach to load balance the traffic. What should be changed on the configuration to optimize roaming?

- A. Move all access points to one controller and use the other as N+1 HA.
- B. Use the same WLAN name for the corporate network on both controllers.
- C. Use the same WLAN name for the corporate network on both controllers.
- D. Place the access points per floor on the same controller.

Answer: A

NEW QUESTION 37

How should the concept of mobility domains and mobility groups be explained to a customer?

- A. WLCs do not need to be in the same mobility domain to communicate with each other Mobility groups constrain the distribution of security context of a client and also constrain AP fail-over between controllers.
- B. A mobility group does not constrain the distribution of security context of a client and also does not constrain AP fail-over between controllers when the WLCs are in the same mobility domain.
- C. if WLCs are in same mobility domain, they communicate with each othe
- D. Mobility groups constrain the distribution of security context of a client and also constrain AP fail-over between controllers.
- E. If WLCs are in the same mobility domain, they communicate with each other bu
- F. if an anchor WLC ® present, it must: be in the same mobility domain for communication to be possible.

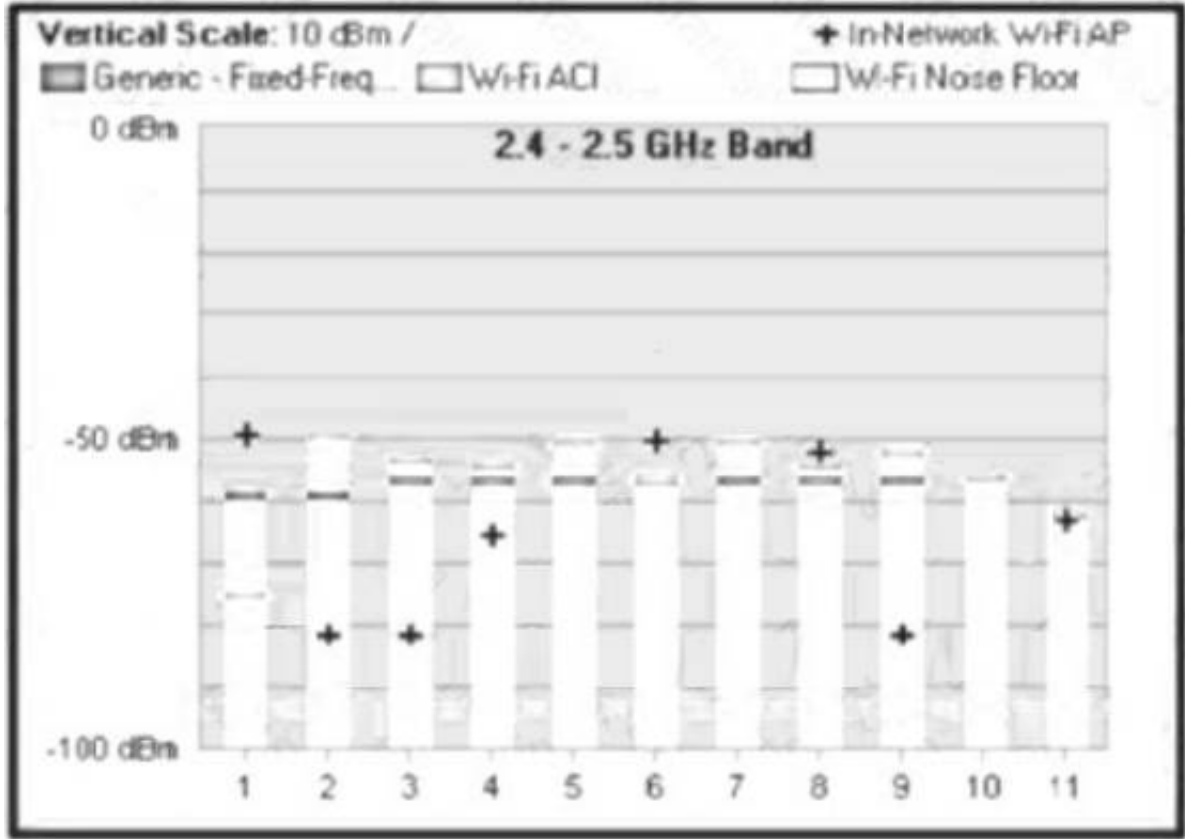
Answer:

C

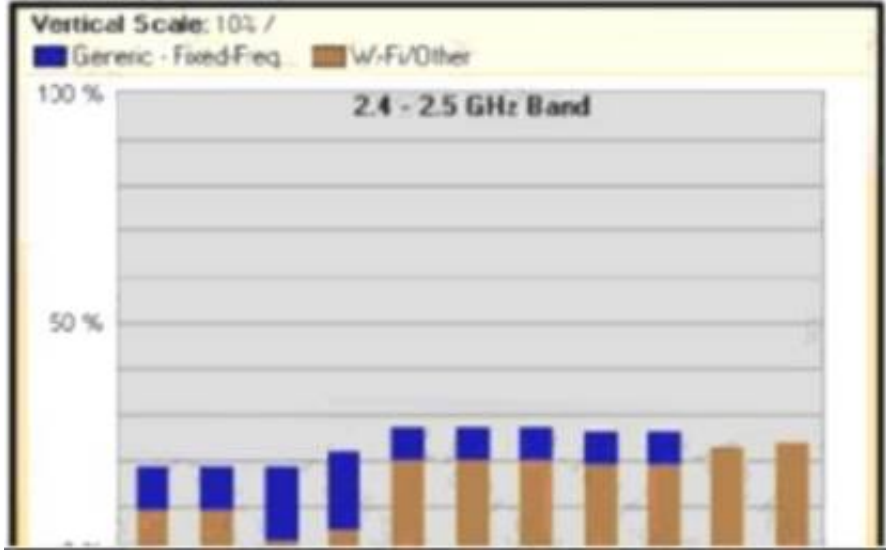
NEW QUESTION 39

An engineer as performing a Layer 1 passive wireless site survey utilizing a channel analyzer software in the 2.4 GHz spectrum. Which chart indicates the ratio of interference present during the duration of the capture?

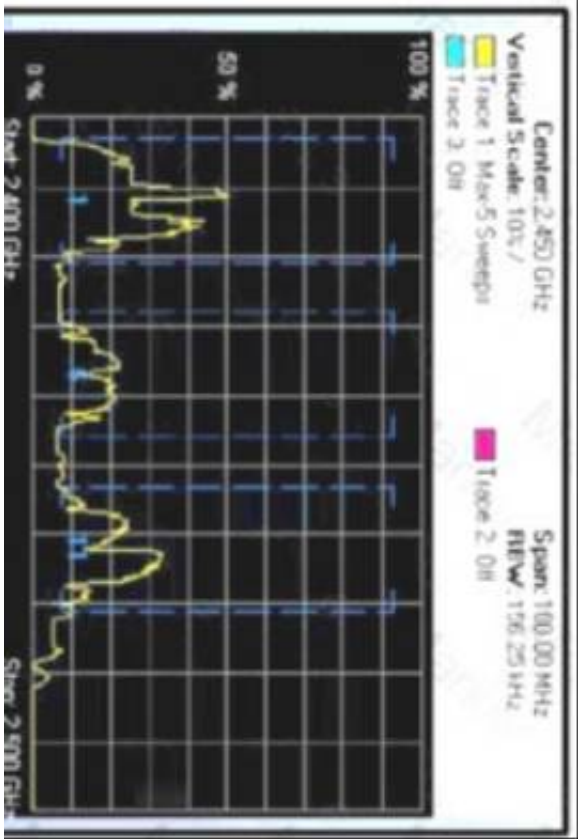
A)



B)



C)



- A. Option A
- B. Option B
- C. Option C
- D. Option D

Answer: C

NEW QUESTION 42

During a client roaming event, which device is responsible for communicating the new Layer 2 EID mapping of a wireless supplicant to the fabric domain?

- A. WLC
- B. BN
- C. CP2
- D. CP1

Answer: A

Explanation:

<https://www.cisco.com/c/dam/en/us/td/docs/cloud-systems-management/network-automation-and-management/>

NEW QUESTION 43

Which two considerations must a network engineer have when planning for voice over wireless roaming? (Choose two.)

- A. Full reauthentication introduces gaps in a voice conversation.
- B. Roaming time increases when using 802.1x + Cisco Centralized Key Management.
- C. Roaming occurs when the phone has seen at least four APs.
- D. Roaming occurs when the phone has reached -80 dBs or below.
- E. Roaming with only 802.1x authentication requires full reauthentication.

Answer: AE

Explanation:

https://www.cisco.com/c/en/us/td/docs/solutions/Enterprise/Mobility/vowlan/41dg/vowlan41dg-book/vowlan_c

NEW QUESTION 45

An engineer must create data-link redundancy for the company's Cisco Wireless LAN Controller. The engineer has decided to configure LAG-based redundancy instead of port-based redundancy. Which three features of LAG-based redundancy influenced this decision? (Choose three.)

- A. Packets are always sent out on the same port they are received on.
- B. All interface traffic passes as long as one port is up.
- C. The same port has multiple untagged dynamics interfaces.
- D. Interface connection to two separate nonstacked switches is available.
- E. Full bandwidth of all links is available.
- F. Ports are grouped into multiple LAGs.

Answer: ABF

Explanation:

<https://community.cisco.com/t5/wireless-mobility-documents/lag-link-aggregation/ta-p/3128669>

NEW QUESTION 46

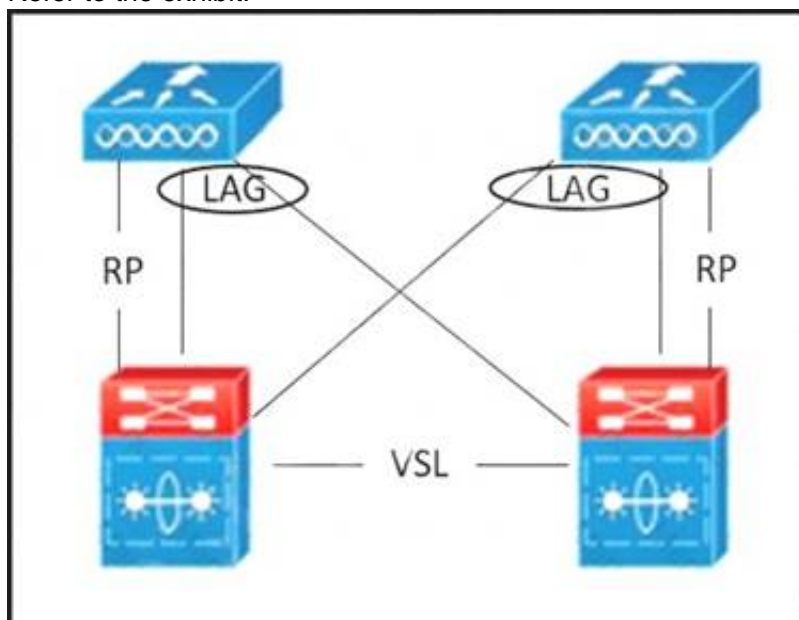
During a post-deployment site Survey, issues are found with non wi-Fi interference. What should the engineer use to identify the source of the Interference?

- A. Network analysis module
- B. Wireless intrusion prevention
- C. Wireshark
- D. Cisco spectrum expert

Answer: D

NEW QUESTION 51

Refer to the exhibit.



A WLC SSO pair is set up. Which failure scenario causes a split-brain scenario?

- A. RP is down.
- B. Two distribution ports on the active WLC are down.

- C. VSL is down.
- D. One distribution port on the active WLC is down.

Answer: C

NEW QUESTION 53

A wireless engineer must optimize RF performance for multiple buildings with multiple types of construction and user density. Which two actions must be taken? (Choose two.)

- A. Configure Flexconnect groups for each building.
- B. Configure WMM profiles for each building.
- C. Configure AP groups for each area type.
- D. Configure RF profiles for each area type.
- E. Enable DTPC on the network.

Answer: CD

Explanation:

https://www.cisco.com/c/en/us/td/docs/wireless/controller/8-10/config-guide/b_cg810/configuring_ap_groups.ht

NEW QUESTION 57

A wireless deployment in a high-density environment is being used by vendors to process credit card payment transactions via handheld mobile scanners. The scanners are having problems roaming between access points in the environment. Which feature on the wireless controller should have been incorporated in the design?

- A. RX SOP
- B. 802.11w
- C. AP Heartbeat Timeout
- D. Application Visibility Control

Answer: A

Explanation:

https://www.cisco.com/c/en/us/td/docs/wireless/controller/8-5/configguide/b_cg85/advanced_wireless_tuning.ht

NEW QUESTION 58

A wireless engineer is using Ekahau site survey to validate that an existing wireless network is operating as expected, which type of survey should be using to identify the end-to-end network performance?

- A. GPS assisted
- B. Spectrum analysis
- C. Passive
- D. Active ping

Answer: B

Explanation:

<https://support.ekahau.com/hc/en-us/articles/115004973067-Spectrum-Analysis-Surveys>

NEW QUESTION 59

A network engineer is preparing for an office site survey with a height of 2.5 meters. Which three components are recommended to complete the survey? (Choose three.)

- A. Use a battery pack to power APs
- B. Use a drawing of the office space to draw AP and client placements.
- C. Use DoS attack on APs while measuring the throughput.
- D. Use APs with directional antennas.
- E. Use APs with external antennas.
- F. Use APs with built-in antennas.

Answer: ABF

Explanation:

https://www.cisco.com/c/en/us/td/docs/wireless/technology/mesh/8-4/b_mesh_84/Site_Preparation_and_Plannin

NEW QUESTION 60

An engineer must perform a pre-deployment site survey for a new building in a high-security area. The design must provide a primary signal RSSI of -65 dBm for the clients. Which two requirements complete This design? (Choose two)

- A. Site access
- B. AP model
- C. WLC model
- D. HAVC access
- E. Number of clients

Answer: BE

Explanation:

<https://www.cisco.com/c/en/us/support/docs/wireless/5500-series-wireless-controllers/116057-site-survey-guide>

NEW QUESTION 64

A wireless network consultant must assess an existing wireless LAN controller. Which section must the consultant check before replacing the old APs with APs that are IEEE 802.11ac-capable?

- A. number of AP licenses
- B. controller PSU
- C. throughput capacity
- D. software version

Answer: A

Explanation:

<https://www.cisco.com/c/en/us/products/collateral/wireless/catalyst-9100ax-access-points/nb-06-802-11ax-faq-c>

NEW QUESTION 68

An engineer must perform an assessment of a customer LAN for a future IEEE 802.11ac Wave 2 wireless deployment. All access switches are Fast Ethernet-Capable only, and the wired infrastructure between existing APs and access switches is based on the CAT 6A standard. Which two actions provide maximum support of Cisco 3800 Series access points? (Choose two.)

- A. Replace the existing switches with mGig switches.
- B. Replace the existing switches with gigabit switches with 10G uplinks.
- C. Ensure that cable distances between access switches and APs are not longer than 100 meters.
- D. Replace the existing wiring infrastructure with the CAT-7E wiring standard.
- E. Ensure that cable distances between access switches and APs are not longer than 55 meters.

Answer: AC

NEW QUESTION 73

Which CLI command does an engineer use to validate that the redundancy peer of a Stateful Switchover pair of controllers is up and connected?

- A. rping
- B. ping
- C. eping
- D. mping

Answer: B

Explanation:

Both the WLCs in HA setup keep track of gateway reachability. The Active WLC sends an Internet Control Message Protocol (ICMP) ping to the gateway using the Management IP address as the source,

NEW QUESTION 75

An enterprise is using a Cisco AireOS controller and Wi-Fi 6 APs. The controller is installed in the head office, and the employees primarily use Apple OS devices. The APs broadcast WLAN ENT-WLAN406558520-1 for the employees and a guest WLAN with similar naming. What needs to be enabled on the controller to optimize roaming?

- A. Aggregated Probe Response Optimization
- B. Fast SSID Changing
- C. Load Balancing Window
- D. Client Timers

Answer: B

NEW QUESTION 79

A network engineer is configuring high availability on an access point. What is the maximum number of controllers that can be configured?

- A. 1
- B. 2
- C. 3
- D. 4

Answer: B

Explanation:

The N+1 HA architecture provides redundancy for controllers across geographically separate data centers with low cost of deployment.

So max 2 will be supported on an AP.

NEW QUESTION 80

WLC SSO is set up between two WLCs in a service provider network serving public spaces. On WLC failover, it is noticed that only about half of the original client count is now showing on the secondary WLC, although it is currently showing the role as active. Which

design side case explains the issue?

- A. The secondary WLC platform does not support the required client count.
- B. The WLCs had not completed database sync before the primary failure.
- C. SSO is not configured correctly.
- D. Some client sessions were in WebAuth-Req state before failover.

Answer: D

NEW QUESTION 85

A customer has multiple WLCs running N+1 redundancy with APs equally distributed. Only one WLC is a designated backup for all other WLCs so the customer must ensure that the most critical APs remain registered or get priority over other APs in case of a WLC failure. However, the customer notices on WLC failure that some critical APs remain unregistered What needs to be addressed in the design?

- A. AP fallback is not enabled on the backup WLC.
- B. AP failover priority is not enabled globally on the backup WLC.
- C. AP failover priority is not enabled globally on the failed WLC.
- D. AP fallback is not enabled on the failed WLC.

Answer: C

NEW QUESTION 89

A company wants to replace its existing PBX system with a new VoIP System that will include wireless IP phones. The CIO has concerns about whether the company's existing wireless network can support the new system. Which tool in Cisco Prime can help ensure that the current network will support the new phone system?

- A. Location Readiness
- B. Site Calibration
- C. Map Editor
- D. Voice Readiness

Answer: D

Explanation:

The VoWLAN Readiness (voice readiness) tool allows you to check the RF coverage to determine if it is sufficient for your voice needs.

NEW QUESTION 91

A medium-sized hospitality company with 50 hotels needs to upgrade the existing WLAN in each hotel to 802.11n. During the site surveys for each hotel, what needs to be taken into consideration when determining the locations for each AP?

- A. Selecting locations that are easily accessed so maintenance and upgrades can be performed quickly.
- B. Selecting AP locations where power is already available.
- C. Selecting APs that can be hidden in ceiling panels to provide a secure and clean aesthetic look.
- D. Selecting locations that make visual assessment of the AP operation easy.

Answer: B

NEW QUESTION 94

An engineer is using a Cisco AIR-2702i AP to conduct a Layer 1 site Survey, which mode is selected for the AP to discover non-Wi-Fi interference with metageek chanalyzer?

- A. FlexConnect
- B. Sniffer
- C. Monitor
- D. SE-connect

Answer: D

NEW QUESTION 99

An engineer must configure the virtual IP address on multiple controllers in a mobility group. Which rule must the engineer follows to ensure proper roaming?

- A. Ensure that the DNS entry is tied to the virtual IP address of the WLC.
- B. Use a unique IP address for each WLC.
- C. Ensure that the DNS Host Name field is defined.
- D. Use the same IP address for each WLC.

Answer: A

Explanation:

All controllers within a mobility group must be configured with the same virtual interface IP address.

NEW QUESTION 102

An engineer at a global enterprise organization must ensure that a mesh deployment has the highest number of channels available to the backhaul, regardless of region deployed, which design meets this requirement?

- A. one controller per continent
- B. one controller per country code
- C. redundant controllers in the most restrictive regulatory domain
- D. redundant controllers in the least restrictive regulatory domain

Answer: B

Explanation:

AP regulatory domain is set when shipped, this can't be changed. Country codes are changed manually on the WLC, not the regulatory domain. The country set must be in the regulatory domain of any associated APs. There is no setting for continent.

NEW QUESTION 103

APs in a remote office recently have been converted from local mode to FlexConnect to take advantage of the local switching. After the change, remote wireless users report voice quality issues and bad quality on wireless IP phones while roaming. A debug is performed, and it is noticed that the 802.11r Fast Transition is not working as expected, like on local mode AP, though the same WLAN configuration is in place. What is the cause of the issue regarding the FlexConnect APs?

- A. They do not support 802.11r FT.
- B. They must be added into AP groups along with a common RF profile.
- C. They must be in a FlexConnect group to support 802.11r FT.
- D. They must be added to AP groups to support fast roaming methods.

Answer: A

NEW QUESTION 108

Which statement about the 9800 Series Wireless Controller mobility tunnel on a Cisco Catalyst 9800 controller is true?

- A. It is an IPsec tunnel with control path only.
- B. It is a CAPWAP tunnel with data path only.
- C. It is a CAPWAP tunnel with control path and data path.
- D. It is an IPsec tunnel with control path and data path.

Answer: C

Explanation:

The Cisco Catalyst 9800 Series Wireless Controller mobility tunnel is a CAPWAP tunnel with control path (UDP 16666) and data path (UDP 16667). The control path is DTLS encrypted by default. Data path DTLS can be enabled when you add the mobility peer.

https://www.cisco.com/c/en/us/td/docs/wireless/controller/9800/config-guide/b_wl_16_10_cg/mobility.html

NEW QUESTION 111

An engineer is designing an outdoor mesh network to cover several sports fields. The core of the network is located in a building at the entrance of a sports complex. Which type of antenna should be used with the RAP for backhaul connectivity?

- A. 5 GH
- B. 8-dBi omnidirectional antenna
- C. 2.4 GH
- D. 8-dBi patch antenna
- E. 2.4 GH
- F. 14-dBi omnidirectional antenna
- G. 5 GH
- H. 14-DBi patch antenna

Answer: A

Explanation:

[https://www.cisco.com/c/en/us/products/collateral/wireless/aironet-antennas-accessories/product_data_she](https://www.cisco.com/c/en/us/products/collateral/wireless/aironet-antennas-accessories/product_data_sheet.html)

NEW QUESTION 113

A customer has restricted the AP and antenna combinations for a design to be limited to one model integrated antenna AP for carpeted spaces and one model external antenna AP with high gain antennas for industrial, maintenance, or storage areas. When moving between a carpeted area to an industrial area, the engineer forgets to change survey devices and surveys several APs. Which strategy will reduce the negative impact of the design?

- A. Resurvey and adjust the design.
- B. Deploy unsurveyed access points to the design.
- C. Deploy the specified access points per area type.
- D. Increase the Tx power on incorrectly surveyed access points.

Answer: A

NEW QUESTION 118

Which two criteria must be considered when conducting an outdoor bridge site survey? (Choose two.)

- A. near-far effect

- B. weather
- C. traffic lights
- D. power lines
- E. Fresnel zone

Answer: AD

Explanation:

<https://www.cisco.com/c/en/us/support/docs/wireless/5500-series-wireless-controllers/116057-site-survey-guide>

NEW QUESTION 120

An engineer is designing a wireless network to support high availability. The network will need to support the total number of APs and client SSO. Live services should continue to work without interruption during the failover Which two requirements need to be incorporated into the design to meet these needs? (Choose two.)

- A. redundant WLC
- B. controller high availability pair with one of the WLCs having a valid AP count license
- C. 10 sec RTT
- D. back-to-back direct connection between WLCs
- E. WLC 7.5 code or more recent

Answer: BD

Explanation:

https://www.cisco.com/c/en/us/td/docs/wireless/controller/technotes/7-5/High_Availability_DG.html#pgfld

NEW QUESTION 123

Which statement about creating a mobility group is true, excluding mobility anchors?

- A. Each WLC must use the same mobility name and be defined as a peer in each other's static mobility members list.
- B. If WLCs with HA SSO are deployed, each WLC in the WLC HA pair considered separately as a mobility peer.
- C. The WLCs do not have to be of the same model or type to be a member of a mobility group, however each member should be running different software versions.
- D. A mobility groups does not require all WLCs in the group to use the same virtual IP address.

Answer: B

Explanation:

- The HA pair of AireOS WLCs should be considered as separated WLCs with the same exact configuration

NEW QUESTION 127

During a wireless design all APs are mapped to designated controllers in case of a failure. The controllers are located in the same data center but in different racks. An AP failed over to a controller that was not defined on its High Availability tab. The customer does not want the AP to move back to its defined Cisco WLCs until they manually intervene. What needs to be addressed in the design?

- A. Set AP fallback to enabled.
- B. Set AP fallback to disabled.
- C. Change the HA SKU secondary unit option.
- D. Change the default mobility domain.

Answer: B

NEW QUESTION 131

An engineer performs a Layer 1 survey by using Metageek chanalyzer only on the current operating channel. Which operating mode is configured for a Cisco CleanAIR AP?

- A. Local
- B. Sniffer
- C. Monitor
- D. SE-connect

Answer: A

Explanation:

Local Mode

Each Cisco CleanAir-enabled access point radio provides air quality and interference detection reports for the current operating channel only. Local mode does not disrupt client connections. When a hybrid-REAP access point is connected to the controller, its Cisco CleanAir functionality is identical to local mode.

NEW QUESTION 132

A network engineer needs to create a wireless design to bridge wired IP surveillance cameras in the parking lot through a mesh AP. To which operate mode of the AP should the cameras connect?

- A. Flexconnect
- B. MAP
- C. RAP
- D. Local

Answer: B

NEW QUESTION 136

Two cisco 5520 wireless LAN controllers are managing all access points throughout the network. The WLCs are in different locations to provide geographical redundancy a mobility group has been configured on both WLCs and has a UP status on both controllers. The Aps in location A are statically configured to use controller A as the primary and controller B as the secondary. If the WLC in location A goes offline. The Aps successfully join the WLC in location, but they do not fail over to their primary configured controller. Which configuration task fixes the issue?

- A. Configure the WLC in location A as primary using the CAPWAP AP Controller IP Address command on all the location A Access points.
- B. Use DHCP Option 43 and specify WLC in location A as primary.
- C. Enable AP fallback globally on the WLC
- D. Change the AP Failover Priority to critical.

Answer: C

NEW QUESTION 138

A wireless engineer must design mobility between two buildings at a campus site. The engineer has one controller at each site. The engineer is investigating inter-controller CAPWAP data and control traffic. Which two ports must be open? (Choose two.)

- A. 5246
- B. 5247
- C. 8443
- D. 16666
- E. 16667

Answer: CD

NEW QUESTION 140

.....

Relate Links

100% Pass Your 300-425 Exam with ExamBible Prep Materials

<https://www.exambible.com/300-425-exam/>

Contact us

We are proud of our high-quality customer service, which serves you around the clock 24/7.

Viste - <https://www.exambible.com/>