




Cisco

Exam Questions 350-501

Implementing and Operating Cisco Service Provider Network Core Technologies

NEW QUESTION 1

Refer to the exhibit:



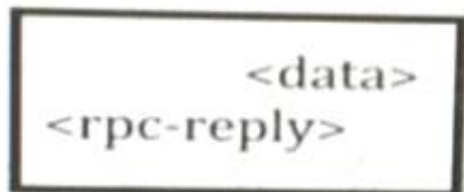
P3 and PE4 are at the edge of the service provider core and serve as ABR routers. Aggregation areas are on either side of the core. Which statement about the architecture is true?

- A. If each area is running its own IGP
- B. the ABR routers must redistribute the IGP routing table into BGP
- C. To support seamless MPLS
- D. TDP must be used as the label protocol
- E. If each area is running its own IGP
- F. BGP must provide an end-to-end MPLS LSP
- G. To support seamless MPLS, the BGP route reflector feature must be disabled

Answer: C

NEW QUESTION 2

Refer to the exhibit:



This output is included at the end of an output that was provided by a device using NETCONF. What does the code show?

- A. It shows the hostname of the device as rpc-reply
- B. It shows that the running configuration is blank
- C. It shows NETCONF uses remote procedure calls.
- D. It shows that the full configuration is being modeled by VANG

Answer: C

NEW QUESTION 3

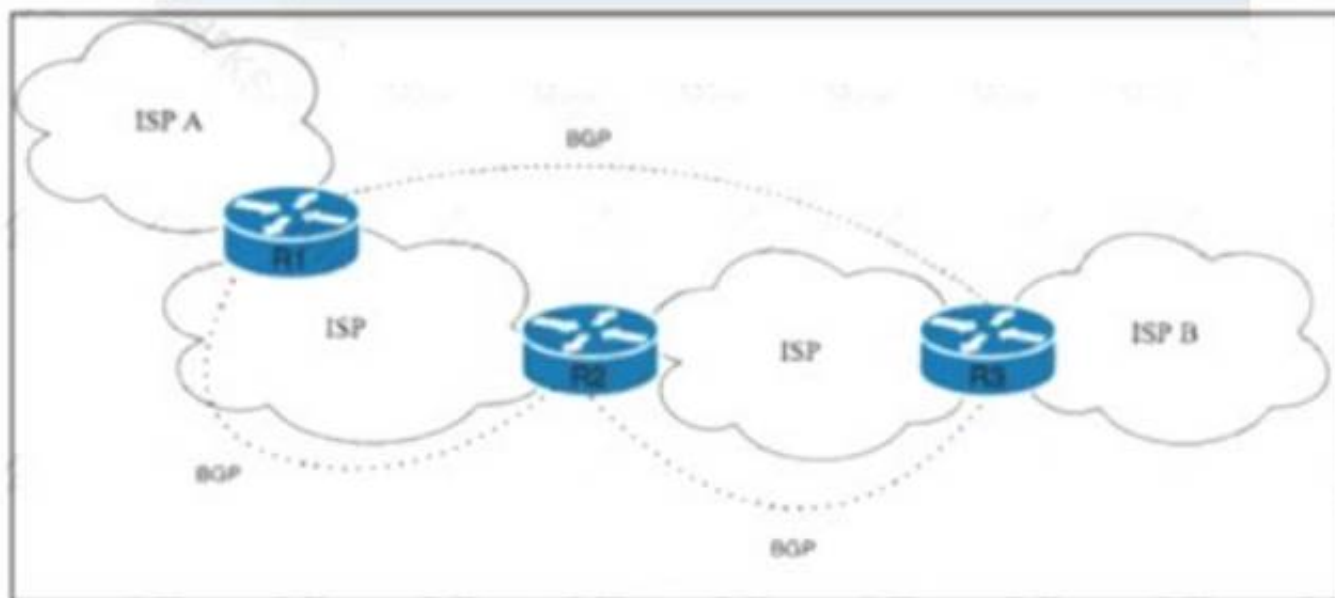
Which three OSPF parameters must match before two devices can establish an OSPF adjacency? (Choose three.)

- A. IP address
- B. interface cost
- C. subnet mask
- D. process ID
- E. hello timer setting
- F. area number

Answer: CEF

NEW QUESTION 4

Refer to the exhibit.



Tier 1 ISP A is connected to small Tier 3 ISP B. The EBGP routing protocol is used for route exchange. The networking team at ISP A noticed the flapping of BGP sessions with ISP B. The team decides to improve stability on the network by suppressing the subnet for 30 minutes when a session begins to flap. Which action must the team perform to meet this goal?

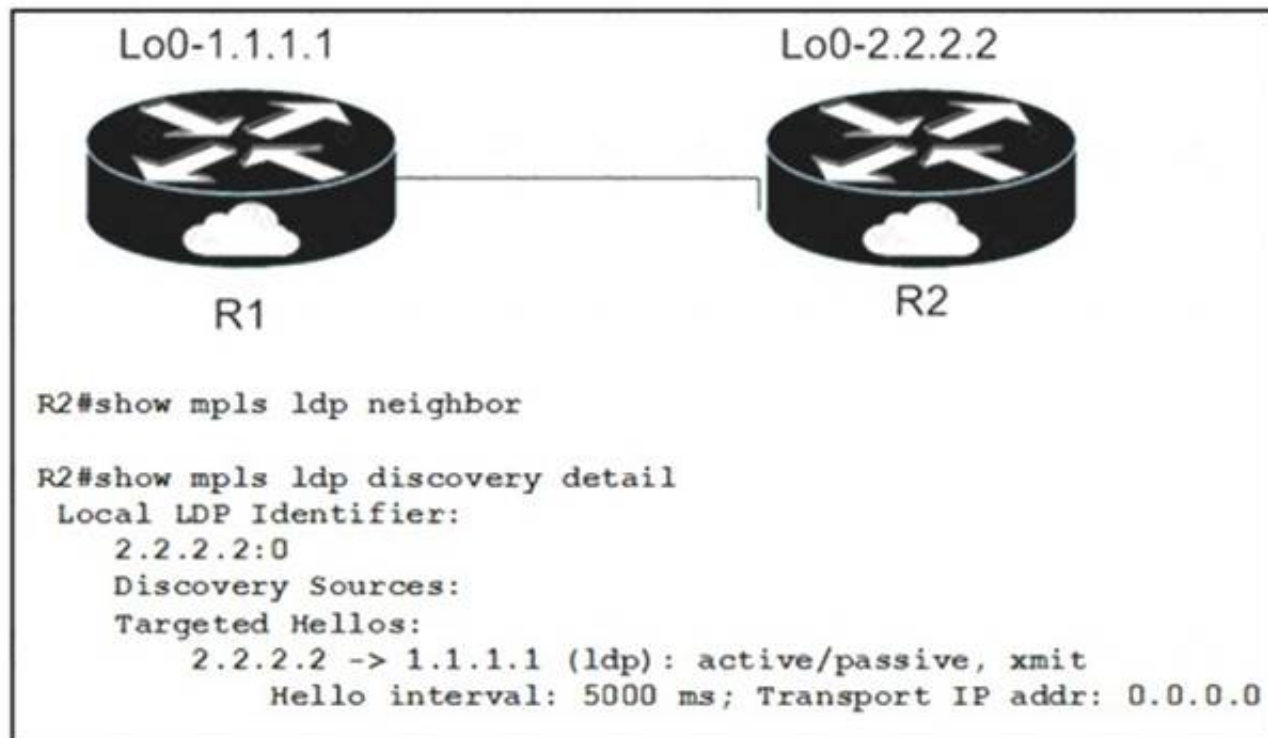
- A. Implement a BGP route-penalty timer on ISP A router R1 with the `bgp penalty-timer 30 250 750 15` command.
- B. Implement BGP route dampening on ISP A router R1 with the `bgp dampening 15 700 1500 30` command.

- C. Implement BGP route suppression on ISP A router R2 with the `bgp suppression 30 600 1200 30` command.
D. Implement a BGP route withdraw-delay timer on ISP B router R3 with the `bgp withdraw-delay 30 15 90 30` command.

Answer: B

NEW QUESTION 5

Refer to the exhibit:



When implementing an LDP protocol, an engineer experienced an issue between two directly connected routers and noticed that no LDP neighbor exists for 1.1.1.1.

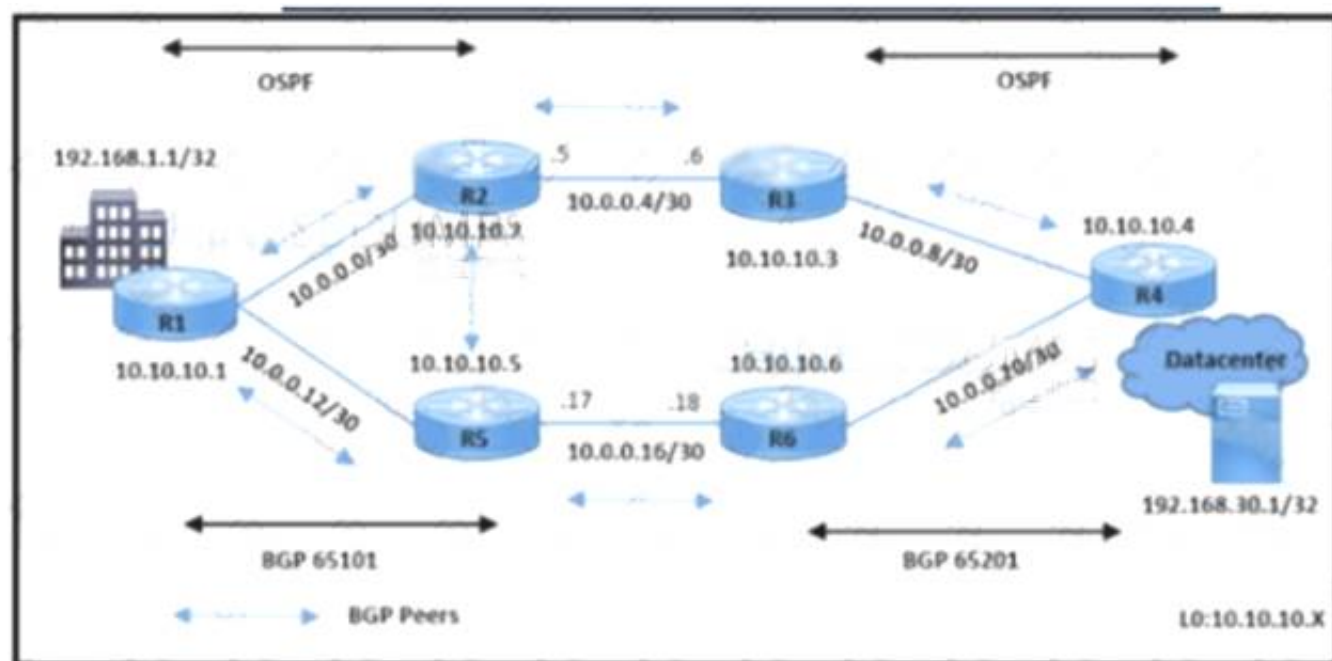
Which factor should be the reason for this situation?

- A. LDP needs to be enabled on the R2 physical interface
B. R2 does not see any hellos from R1
C. LDP needs to be enabled on the R2 loopback interface
D. R2 sees the wrong type of hellos from R1

Answer: B

NEW QUESTION 6

Refer to the exhibit.



```
R5#show ip bgp 192.168.1.1/32
BGP routing table entry for 192.168.1.1/32, version 25
Paths: (1 available, best #1, table Default-IP-Routing-Table)
Advertised to update-groups:
 3
Local
 10.10.10.1 (metric 2) from 10.10.10.1 (192.168.1.1)
  Origin IGP, metric 0, localpref 100, valid, internal, best

R2#show ip bgp 192.168.1.1/32
BGP routing table entry for 192.168.1.1/32, version 13
Paths: (1 available, no best path)
Not advertised to any peer
Local
 10.10.10.1 (metric 2) from 10.10.10.1 (192.168.1.1)
  Origin IGP, metric 0, localpref 100, valid, internal, not synchronized

R1#show ip bgp 192.168.1.1/32
BGP routing table entry for 192.168.1.1/32, version 15
Paths: (1 available, best #1, table Default-IP-Routing-Table)
Advertised to update-groups:
 1
Local
 0.0.0.0 from 0.0.0.0 (192.168.1.1)
  Origin IGP, metric 0, localpref 100, weight 32768, valid, sourced, local, best
```

All BGP peering in AS 65101 and 65201 is enabled. The operations team is told that traffic destined to 192.168.1.1/32 from R4 does not use the path R3-R2-R1 as expected. An engineer debugs the issue and determines that 192.168.1.1/32 is advertised in the BGP routing table on R1. Which action resolves the issue?

- A. Enable no synchronization on R2 in AS65101.
- B. Apply route-map High-LP out for prefix 192.168.1.1/32 on R1 with R2 BGP peering.
- C. Apply redistribute ospf 10 on R1 in BGP AS 65101.
- D. Configure network 192.168.1.1 mask 255.255.255.255 in BGP AS 65101 on R2

Answer: A

NEW QUESTION 7

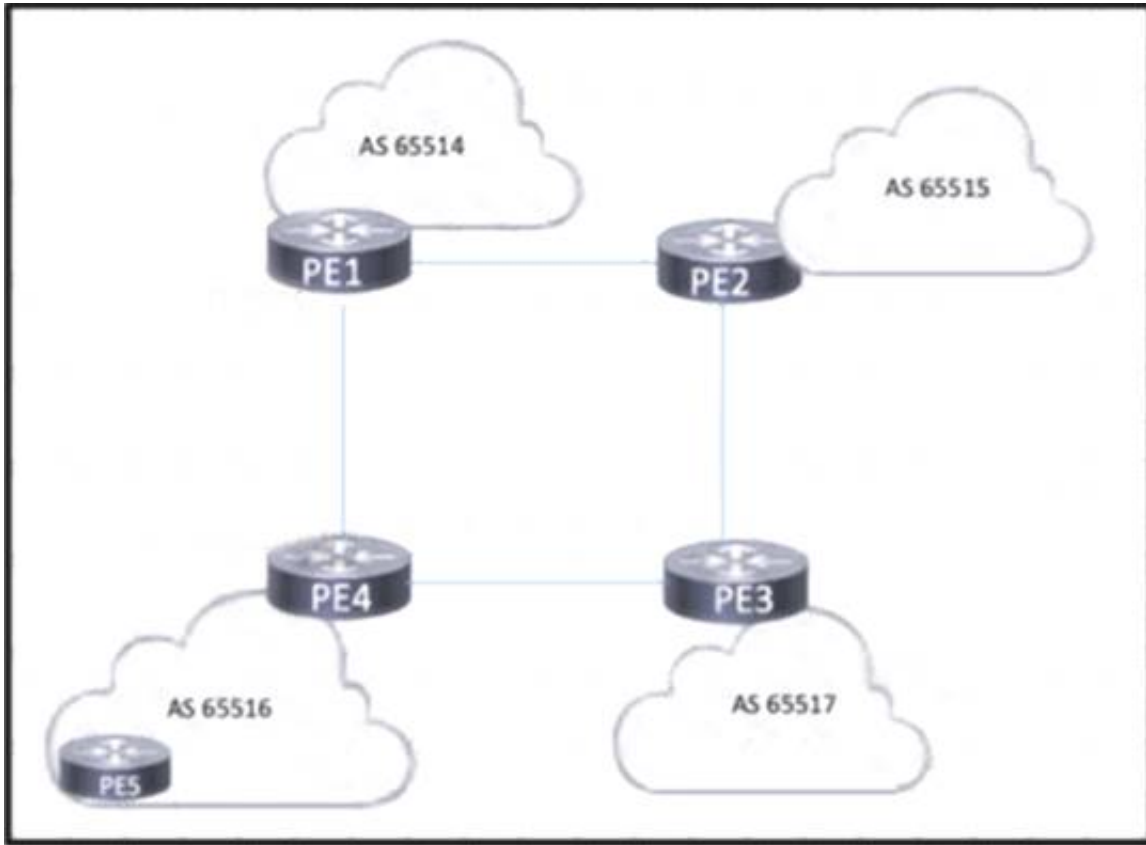
The administrator of a small company network notices that intermittent network issues occasionally cause inbound notifications to its SNMP servers to be lost. Which configuration must the administrator apply so that the SNMP servers acknowledge the notifications that they receive?

- A. snmp-server community ciscotest rw 10
- B. snmp-server host tests.cisco.com public snmp-server community ciscotest rw 10
- C. snmp-server enable traps bgpsnmp-server host 192.169.2.1 informs
- D. snmp-server enable traps snmp

Answer: C

NEW QUESTION 8

Refer to the exhibit.



Four midsize service providers provide access to different customers that use Layer 3 VPN services to enable communication across geographic regions. The service providers are connected as shown in the exhibit, and the PEs have established eBGP relationships. PE4 has an IBGP relationship with PE5. The routes that PE4 learns from PE5 must reach the other PE routers, but they are absent from the routing tables on the other PEs. Which action should the engineers take to correct the problem?

- A. Configure a peering between all five PEs.
- B. Disable BGP synchronization on PE4.
- C. Enable BOP IPv4 unicast on PE4 and PE5
- D. Advertise the route targets for PE5 to the other PEs

Answer: A

NEW QUESTION 9

Drag and drop the descriptions from the left onto the corresponding OS types on the right.

It is monolithic

It uses a Linux-based kernel

It has a separate control plane

It shares memory space

IOS XE

IOS

- A. Mastered
- B. Not Mastered

Answer: A

Explanation:

IOS XE:
It uses linux-based kernel
It has a separate control plane
IOS:
It is monolithic
It shares memory space

NEW QUESTION 10

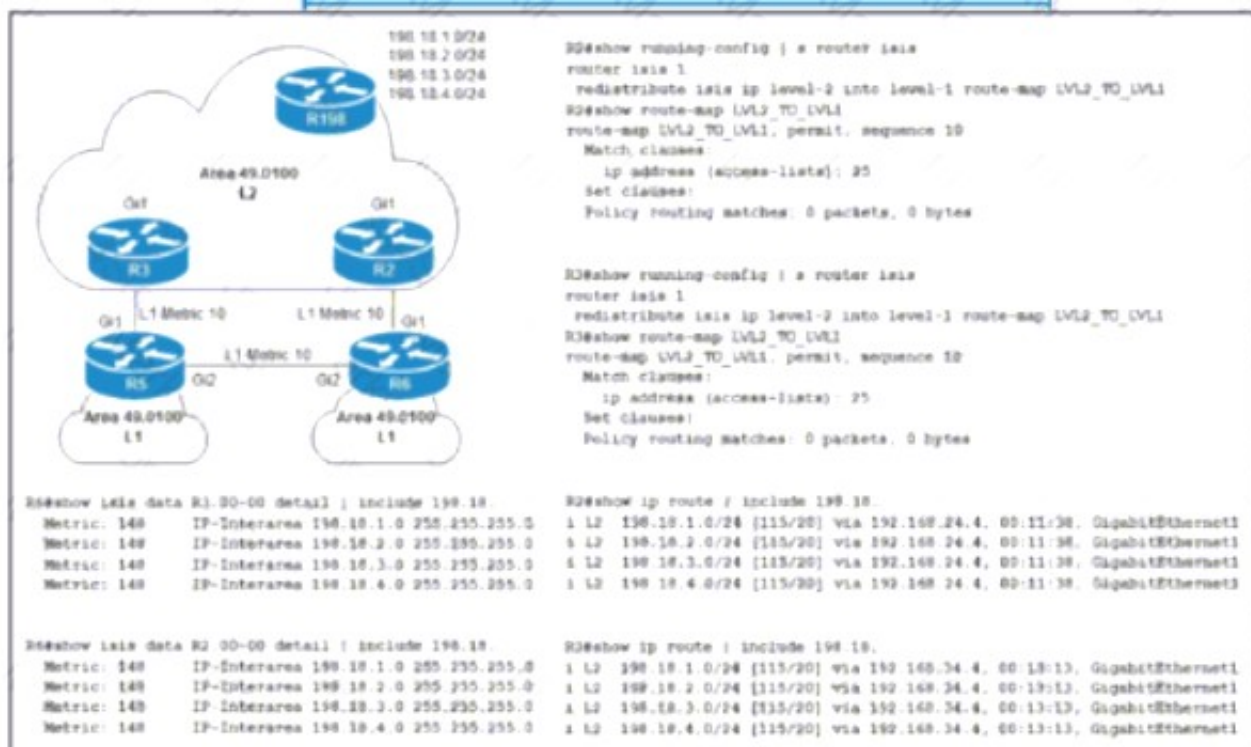
When configuring traffic engineering tunnels in Cisco MPLS core network, you see the traffic is not taking the expected path in the core. Which command do you use to quickly check path of a TE tunnel?

- A. Traceroute mpls ipv4 -tunnel destination
- B. Ping <tunnel destination IP>
- C. show mpls traffic-engineering tunnels
- D. traceroute <tunnel destination IP>

Answer: A

NEW QUESTION 10

Refer to the exhibit.



Routers R2 and R3 are Level 1/Level 2 IS-IS routers that redistribute 198.18.x.x/24 prefixes to routers R5 and R6 in the Level 1 area. R2 is to be the preferred router for all redistributed prefixes in the Level 1 area. Which configuration sets this preference?

- ☒ On R2:
 configure terminal
 route-map LVL2_TO_LVL1 permit 10
 set metric 5
 end
- ☐ On R2:
 configure terminal
 route-map LVL2_TO_LVL1 permit 10
 set metric 25
 end
- ☐ On R3:
 configure terminal
 route-map LVL2_TO_LVL1 permit 10
 set metric 5
 end
- ☐ On R3:
 configure terminal
 route-map LVL2_TO_LVL1 permit 10
 set metric 25
 end

- A. Option A
- B. Option B
- C. Option C
- D. Option D

Answer: A

NEW QUESTION 15

Refer to the exhibit.



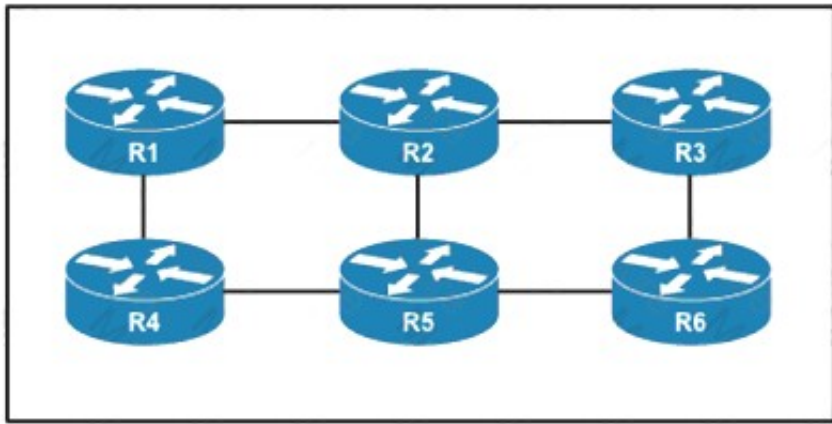
A network operator working for a private telecommunication company with an employee id: 7138: 13:414 just added new users to the network, which resides in VLANs connected to routers R1 and R4. The engineer now must configure the network so that routers R1 and R4 share routes to the VLANs, but routers R2 and R3 are prevented from including the routes in their routing tables. Which configuration must the engineer apply to R4 to begin implementing the request?

- A. pseudowire -class ciscotest encapsulation mplsinterface gigabitethernet 1/0/1connect neighbor 192.168.1.1 101 pw-class cisco
- B. pseudowire -class ciscotest encapsulation mplsinterface gigabitethernet 1/0/1xconnect 192.168.1.1 101 pw-class ciscotest
- C. pseudowire-class ciscotest encapsulation mplsinterface gigabitethernet 1/0/1xconnect 192.168.1.1 101 pw-class ciscotest
- D. interface serial 2/0/0 frame-relay encapsulation ip address 192.168.1.4 255.255.255.0service-policy output ciscotest

Answer: B

NEW QUESTION 17

Refer to the exhibit.



An engineer is configuring an administrative domain in the given multi-vendor environment with PIM-SM. Which feature must the engineer implement so that devices will dynamically learn the RP?

- A. Auto-RP
- B. BIDIR-PIM
- C. SSM
- D. BSR

Answer: D

NEW QUESTION 19

Refer to the exhibit:

```

R1
router ospf 1
  area 2 stub no-summary

R2
router ospf 1
  area 3 nssa
    
```

In which way does router R1 operate differently than router R2?

- A. R1 sends LSA type 2 only, while R2 sends type 1 and type 7 LSAs
- B. R1 sends LSA types 1 and 2, while R2 sends type 1, 2, and 7 LSAs
- C. R1 sends LSA type 2 only and R2 sends LSA type 1 only
- D. R1 sends LSA types 5 and 7, while R2 sends type 1, 2, and 7 LSAs

Answer: B

NEW QUESTION 20

Exhibit:

```

R1#show ip bgp 35.33.13.0
BGP routing table entry for 35.33.13.0/24, version 24
Paths: (3 available, best #3, table Default-IP-Routing-Table)
...
10
  172.31.1.99 from 172.31.1.99 (1.1.1.1)
    Origin IGP, metric 100, localpref 200, valid, internal
10
  172.26.11.100 from 172.26.11.100 (3.3.3.3)
    Origin IGP, metric 120, localpref 200, valid, external
18293
  172.21.71.1 from 172.21.71.1 (2.2.2.2)
    Origin IGP, metric 150, localpref 200, valid, external, best
    
```

A network engineer must update the routing toward the web server with IP address 35.22.13.1. The primary path must be configured via the neighbor router with ID 1.1.1.1. However, local-preference configuration is not permitted on R1. Which task must the engineer perform on R1 to complete the implementation?

- A. Configure the device to choose the best MED from the same AS.
- B. Set the device to ignore the conditional MED if the route originated in a different autonomous system.
- C. Enable MED comparison between routes from neighbors in different AS.
- D. Implement deterministic MED to choose the best route from the different AS.

Answer: C

NEW QUESTION 22

Refer to the exhibit.

```

mpls traffic-eng tunnels

segment-routing mpls
connected-prefix-sid-map
address-family ipv4
 192.168.1.1/32 index 10 range 1
exit-address-family

set-attributes
address-family ipv4
sr-label-preferred
exit-address-family

interface Loopback1
ip address 192.168.1.1 255 255.255.255
ip router isis 1

int gig0/0
ip address 192.168.1.2 255.255.255.0
ip router isis 1
mpls traffic-eng tunnels
isis network point-to-point

router isis 1
net 50.0000.0000.0000.0001.00
metric-style wide
is-type level-1
segment-routing mpls
segment-routing prefix-sid-map advertise-local
mpls traffic-eng router-id Loopback1
mpls traffic-eng level-1
    
```

What type of configuration is it?

- A. It is configuration that requires an explicit Cisco MPLS TE path to be configured for the tunnel to run.
- B. It is configuration that requires OSPF to also be running to have optimized Cisco MPLS TE tunnels.
- C. It is configuration for the head-end router of a Cisco MPLS TE tunnel with segment routing.
- D. It is configuration that requires a dynamic Cisco MPLS TE path to be configured for the tunnel to run.

Answer: C

NEW QUESTION 27

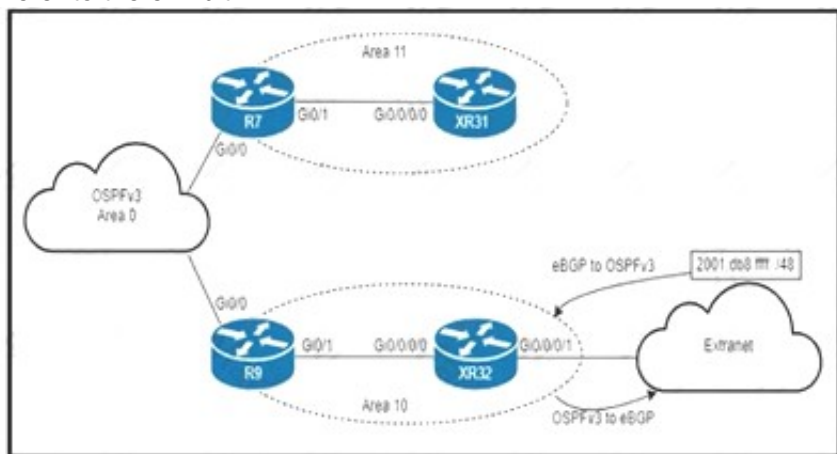
A network operator working for a telecommunication company with an employee Id: 4065 96080 is trying to implement BFD configuration on an existing network of Cisco devices. Which task must the engineer perform to enable BFD on the interfaces?

- A. Disable Cisco Express Forwarding on the interfaces
- B. Disable SSO on the interfaces
- C. Remove any static routes that point to the interfaces
- D. Remove the log option from any ACLs on the interfaces.

Answer: D

NEW QUESTION 30

Refer to the exhibit.



An engineer is updating this network to meet these conditions:

- Area 10 will receive inter-area routes and support mutual redistribution of external routes with the extranet.
- The ::/0 route is prohibited in Area 10.
- Area 11 will receive only the ::/0 route from the ABR.
- External route redistribution is not supported in Area 11.
- The ABR in Area 11 will advertise no interarea routes.

Which two configurations must be performed to meet the requirements? (Choose two.)

- A. Configure area 11 as nssa no-summary on R7 and as nssa on XR31.
- B. Configure area 10 as stub on R9 and XR32.
- C. Configure area 11 as stub no-summary on R7 and as stub on XR31.
- D. Configure area 11 as nssa default-information-originate on R7 and as nssa on XR31.
- E. Configure area 10 as nssa on R9 and XR32.

Answer: CE

NEW QUESTION 35

Which configuration modifies Local Packet Transport Services hardware policies?

A)


```
configure
lpts pifib hardware police
flow ospf unicast default rate 200
flow bgp configured rate 200
flow bgp default rate 100
!
lpts pifib hardware police location 0/2/CPU0
flow ospf unicast default rate 100
flow bgp configured rate 300
flow icmp application rate 100
flow icmp default rate 100
!
```

B)

```
configure
lpts punt police location 0/0/CPU0
exception invalid rate 400
protocol cdp rate 50
protocol arp rate 5000
protocol ipv4 options rate 100
exception icmp rate 200
```

C)

```
configure
lpts pifib police hardware
flow ospf unicast default rate 200
flow bgp configured rate 200
flow bgp default rate 100
!
lpts pifib police hardware location 0/2
flow ospf unicast default rate 100
flow bgp configured rate 300
flow icmp application rate 100
flow icmp default rate 100
!
```

D)

```
configure
lpts police
exception invalid rate 400
protocol cdp rate 50
protocol arp rate 5000
```

- A. Option A
- B. Option B
- C. Option C
- D. Option D

Answer: C

NEW QUESTION 36

Refer to the exhibit:

```

R1
router isis
  net 49.0012.1111.1111.1111.00
  is-type level-1
  area-password cisco
R2
router isis
  net 49.0022.1111.1111.1112.00
  is-type level-1-2
  area-password cisco
  
```

What is the effect of this configuration?

- A. The two routers fail to form a neighbor relationship because their system IDs are different.
- B. The two routers successfully form a neighbor relationship
- C. The two routers fail to form a neighbor relationship because the authentication configuration is missing
- D. The two routers fail to form a neighbor relationship because they have different ISIS area types.

Answer: B

NEW QUESTION 41

Which fact must a network engineer consider when planning to deploy RSVP-TE FRR?

- A. The FRR backup tunnel reserves the total bandwidth of all protected tunnels
- B. FRR protects MPLS LDP and RSVP-TE LSPs.
- C. PLR prefers FRR NHOP backup tunnels over NNHOP tunnels.
- D. PLR prefers FRR NNHOP backup tunnels over NHOP tunnels.

Answer: D

NEW QUESTION 43

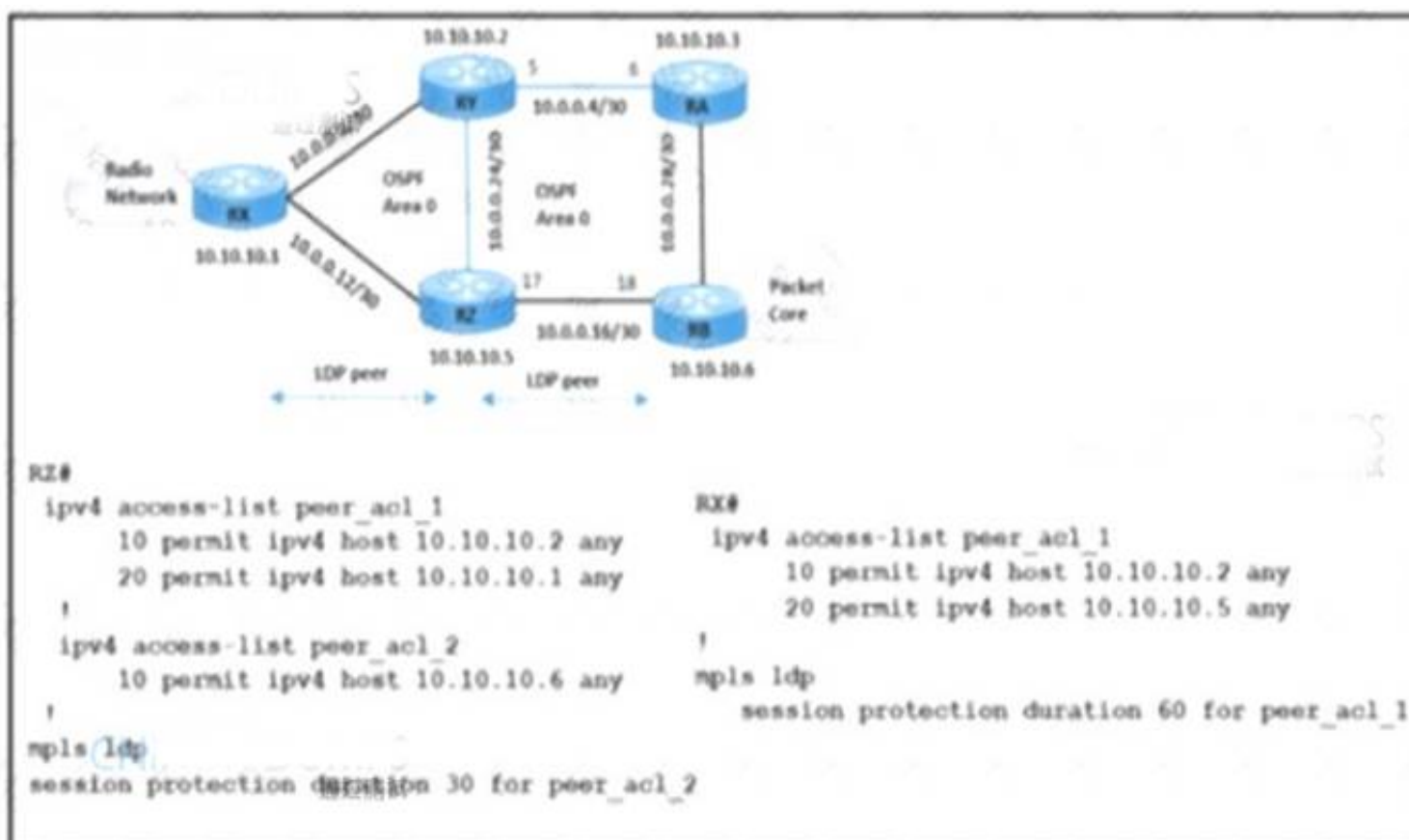
What is the role of NSO?

- A. Provides public cloud services for customers that need Internet access.
- B. Controls the turn-up of a device.
- C. Provides network monitoring services for Layer 3 devices.
- D. Maintains data storage.

Answer: B

NEW QUESTION 48

Refer to the exhibit.



The radio network and packet core are using the route RX-RZ-RB to establish communication. The LDP session between 10.10.10.5 and 10.10.10.1 is experiencing link flapping at random intervals for 30-45 seconds each time. A network engineer must protect the LDP session and improve MPLS traffic

convergence. Which action meets these requirements?

- A. Enable IGP_LDP sysnc on RZ and RX
- B. Add session protection duration 60 for peer_acl_1 under the MPLS LDP instance on RZ.
- C. Attach peer_acl_1 in for session protection duration 1 on RX.
- D. Configure Peer_acl_2 on RX and allow IP address 10.10.10.6 in LDP

Answer: B

NEW QUESTION 51

Which type of attack is an application attack?

- A. ping of death
- B. ICMP (ping) flood
- C. HTTP flood
- D. SYN flood

Answer: C

NEW QUESTION 56

Refer to the exhibit.

```
route-map ciscotest permit 10
match ip address 1
set local-preference 200
```

An engineer is implementing the BGP attribute on the customer's network to select the preferred path. Only BGP's well-known discretionary attribute must be used FTP prefixes should not be selected as part of this implementation. Which configuration must the engineer implement to complete the task?

- A. router bgp 100neighbor 10.0.0.1 remote-as 500 neighbor 10.0.0.1 route-map ciscotest in
- B. router bgp 100neighbor 10.0.0.1 remote-as 500 neighbor 10.0.0.1 route-map ciscotest
- C. router bgp 100neighbor 10.0.0.1 remote-as 500neighbor 10.0.0.1 route-map ciscotest both
- D. router bgp 100neighbor 10.0.0.1 remote-as 500 neighbor 10.0.0.1 route-map ciscotest out

Answer: A

NEW QUESTION 59

Which condition must be met for TI-LFA to protect LDP traffic?

- A. For single-segment protection, the PQ node must be LDP and SR-capable.
- B. The protected destination must have an associated LDP label and prefix-SID.
- C. The point of local repair must be LDP-capable.
- D. For double-segment protection, the P and Q nodes must be SR-capable.

Answer: D

NEW QUESTION 62

Drag and drop the NAT64 descriptions from the left onto the correct NAT64 types on the right.

It is limited on the number of endpoints.

It uses address overloading.

It conserves IPv4 addresses.

It mandates IPv4-translatable IPv6 address allocation.

It has 1:N translation.

Stateful

Stateless

- A. Mastered
- B. Not Mastered

Answer: A

Explanation:

Stateful (It has 1: N translation, It uses address overloading, It conserves IPv4 addresses)

Stateless (It is limited on the number of endpoints, It mandates IPv4-translatable IPv6 address allocation)

NEW QUESTION 65

Refer to the exhibit.

```
snmp-server view ViewDefault iso included
snmp-server group GrpMonitoring v3 priv read ViewDefault
```

A network engineer must implement SNMPv3 on a Cisco IOS XR router running BGP. The engineer configures SNMPv3 to use SHA for authentication and AES for privacy on the routers, which are in a different data center in the same exchange as other routers. The engineer must also verify the associated MIB view family name, storage type, and status. Which set of actions meets these requirements?

- A. Add configuration `snmp-server user UserJustMe GrpMonitoring v3 auth sha AuthPass1 priv 3des 128 PrivPass2` and use `show snmp interface` to verify the configuration.
- B. Add configuration `snmp-server user AuthUser group2 remote 10.1.1.1 v3 auth sha` and use `show snmp mib` to verify the configuration.
- C. Add configuration `snmp-server user AuthUser group2 remote 10.1.1.1 v3 auth sha` and use `show snmp engineid` to verify the configuration.
- D. Add configuration `snmp-server user UserJustMe GrpMonitoring v3 auth sha AuthPass1 priv aes 128 PrivPass2` and use `show snmp view` to verify the configuration.

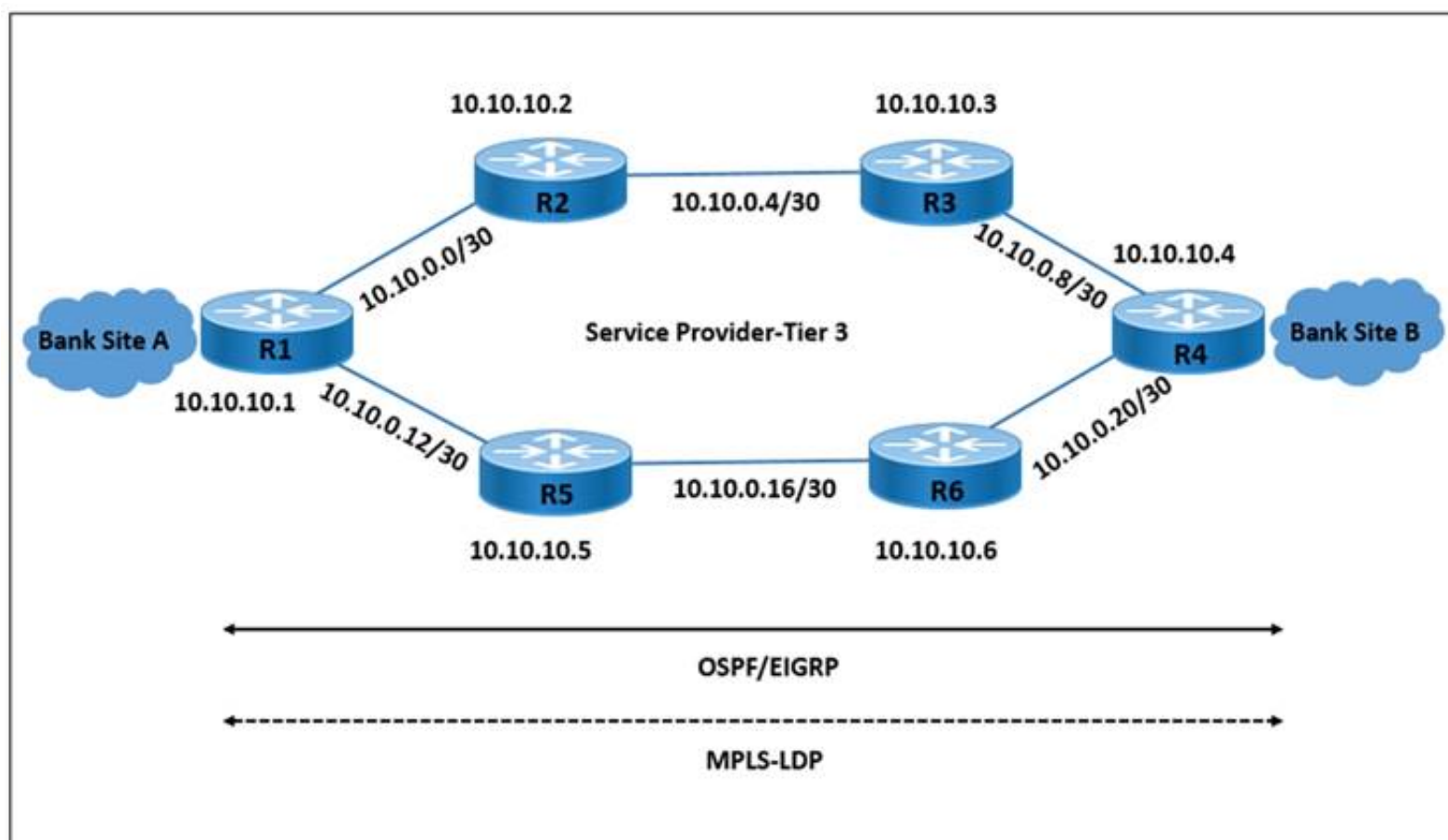
Answer: C

NEW QUESTION 66

Refer to the exhibit.

```
R2# show mpls ldp neighbor detail
Peer LDP Ident: 10.10.10.1:0; Local LDP Ident 10.10.10.2:0
TCP connection: 10.10.10.1.646 - 10.10.10.2.56531
Password: not required, none, in use
State: Oper; Msgs sent/rcvd: 18/18; Downstream; Last TIB rev sent 28
Up time: 00:01:08; UID: 3; Peer Id 2;
LDP discovery sources:
  GigabitEthernet2/0; Src IP addr: 10.0.0.1
    holdtime: 15000 ms, hello interval: 5000 ms
Addresses bound to peer LDP Ident:
  10.0.0.13 10.10.10.1 10.0.0.1
Peer holdtime: 180000 ms; KA interval: 60000 ms; Peer state: estab
Clients: Dir Adj Client
LDP Session Protection enabled, state: Incomplete
  duration: 86400 seconds

R1# show mpls ldp neighbor detail
Peer LDP Ident: 10.10.10.2:0; Local LDP Ident 10.10.10.1:0
TCP connection: 10.10.10.2.56531 - 10.10.10.1.646
Password: not required, none, in use
State: Oper; Msgs sent/rcvd: 19/19; Downstream; Last TIB rev sent 30
Up time: 00:02:27; UID: 2; Peer Id 1;
LDP discovery sources:
  GigabitEthernet2/0; Src IP addr: 10.0.0.2
    holdtime: 15000 ms, hello interval: 5000 ms
Addresses bound to peer LDP Ident:
  10.10.10.2 10.0.0.5 10.0.0.2 10.0.0.25
Peer holdtime: 180000 ms; KA interval: 60000 ms; Peer state: estab
```

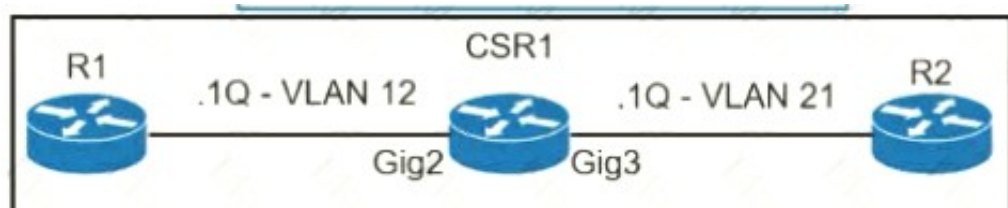
LDP peering between routers R1 and R2 is dropped when the link between R1 and R2 is taken offline. However, LDP peering between R2 and R3 stays up when the link between R2 and R3 is taken offline. Which action allows MPLS traffic forwarding to continue normally if the link between R1 and R2 goes down?

- A. Enable IGP and LDP Synchronization on R1.
- B. Implement LDP Session Protection on R1.
- C. Enable IGP and LDP Synchronization on R2.
- D. Implement LDP Session Protection on R2.

Answer: B

NEW QUESTION 67

Refer to the exhibit.



A network operator must configure CSR1 interfaces GigabitEthernet2 and GigabitEthernet3 to rewrite VLAN tags 12 and 21 for traffic between R1 and R2 respectively. Which configurator accomplishes this task?

A)

```
#CSR1
interface GigabitEthernet2
no ip address
service instance 21 ethernet
encapsulation dot1q 21
rewrite ingress tag translate 1-to-1 dot1q 12
rewrite egress tag translate 1-to-1 dot1q 21
bridge-domain 10
!
interface GigabitEthernet3
no ip address
service instance 12 ethernet
encapsulation dot1q 12
rewrite ingress tag translate 1-to-1 dot1q 21
rewrite egress tag translate 1-to-1 dot1q 12
bridge-domain 10
```

B)

#CSR1

```
interface GigabitEthernet2
no ip address
service instance 12 ethernet
encapsulation dot1q 12
rewrite ingress tag translate 1-to-1 dot1q 21
rewrite egress tag translate 1-to-1 dot1q 12
bridge-domain 10
!
interface GigabitEthernet3
no ip address
service instance 21 ethernet
encapsulation dot1q 21
rewrite ingress tag translate 1-to-1 dot1q 12
rewrite egress tag translate 1-to-1 dot1q 21
bridge-domain 10
```

C)

#CSR1

```
interface GigabitEthernet2
!
interface GigabitEthernet3
no ip address
service instance 21 ethernet
encapsulation dot1q 21
rewrite ingress tag translate 1-to-1 dot1q 12
rewrite egress tag translate 1-to-1 dot1q 21
bridge-domain 21
```

D)

#CSR1

```
interface GigabitEthernet2
no ip address
service instance 12 ethernet
encapsulation dot1q 12
rewrite ingress tag translate 1-to-1 dot1q 21
rewrite egress tag translate 1-to-1 dot1q 12
!
interface GigabitEthernet3
no ip address
service instance 21 ethernet
encapsulation dot1q 21
rewrite ingress tag translate 1-to-1 dot1q 12
rewrite egress tag translate 1-to-1 dot1q 21
```

- A. Option A
- B. Option B
- C. Option C
- D. Option D

Answer: B

NEW QUESTION 71

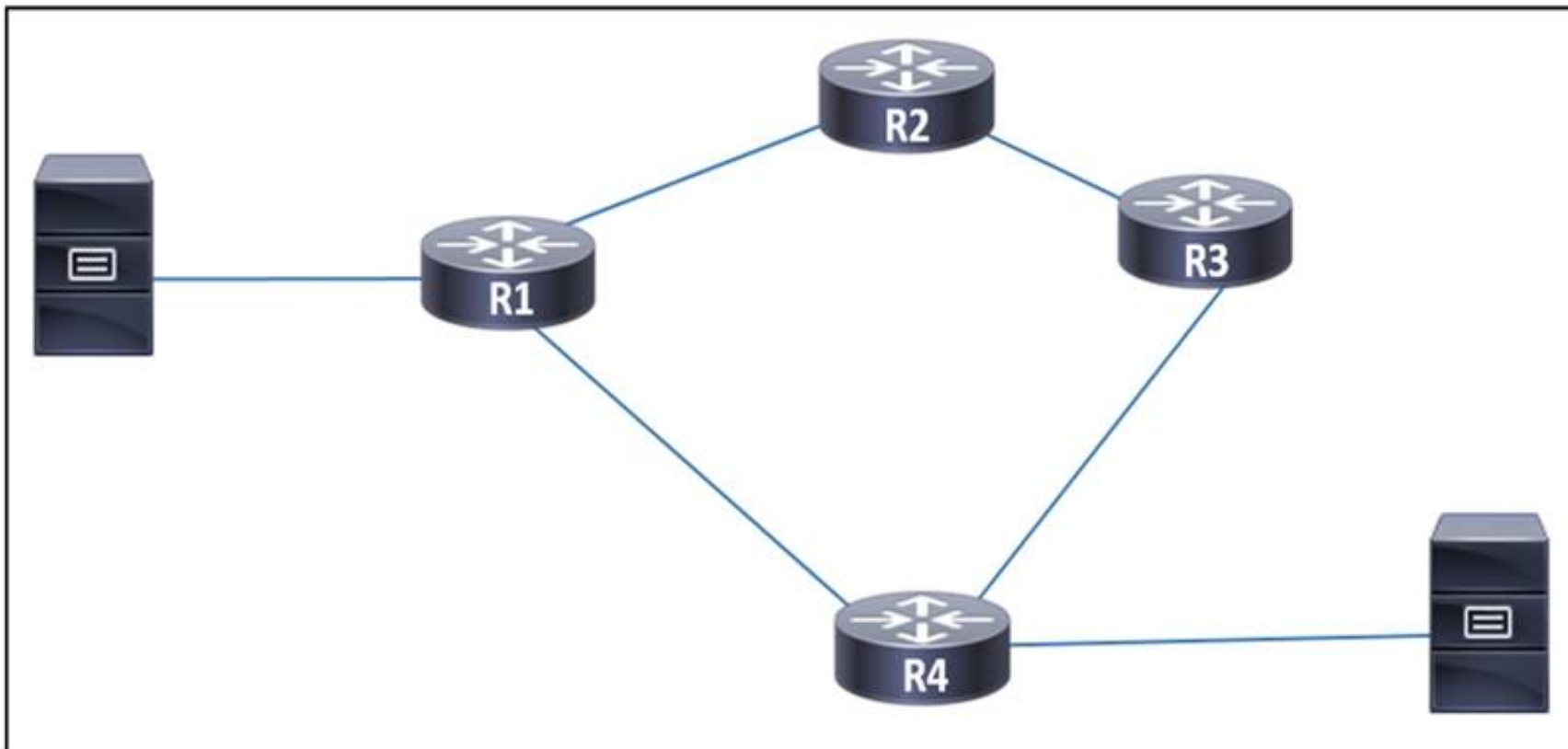
You are testing the capabilities of MPLS OAM ping. Which statement is true?

- A. MPLS OAM ping works solely with Cisco MPLS TE
- B. MPLS OAM ping works solely with P2P LSPs
- C. An LSP breakage results in the ingress MPLS router never receiving any reply
- D. An LSP is not required for the reply to reach the ingress MPLS router

Answer: D

NEW QUESTION 74

Refer to the exhibit.



A network engineer observed congestion between routers R1 and R4, which are connected on a point-to-point link. Two servers that reside on networks on R1 and R4 generate heavy traffic between them with most traffic going from R4 to R1. To improve overall performance, the engineer wants to drop inbound packets that exceed a configured threshold, without disrupting traffic that passes from R4 to R3. Which action must the engineer take to resolve the issue?

- A. Implement traffic policing to drop packets that exceed the given threshold.
- B. Implement FIFO to queue excess traffic for transmission when bandwidth is available.
- C. Implement traffic shaping to drop excess packets.
- D. Implement a service policy in the outbound direction on each interface on the link to tag traffic exiting each router.

Answer: A

NEW QUESTION 75

After you analyze your network environment, you decide to implement a full separation model for Internet access and MPLS L3VPN services For which reason do you make this decision?

- A. It enables you to choose whether to separate or centralize each individual service.
- B. It is easier to manage a system in which services are mixed
- C. It requires only one edge router
- D. It enables EGP and IGP to operate independently

Answer: D

NEW QUESTION 78

Refer to the exhibit.



A network engineer is implementing a standard customer route-policy on ASBR1 with these requirements:

- It must accept only customer-assigned prefixes
- It must preserve customer advertised BGP communities
- It must set the local-preference to 110 for all prefixes
- It must attach the ORIGIN-PE and LOCAL-CITY communities to all accepted prefixes. Which route policy must the engineer implement on ASBR1 to satisfy the requirements?

```

route-policy BGP-CUSTOMER-IN($CUSTOMER_PREFIX)
  if destination in $CUSTOMER_PREFIX then
    done
  else
    drop
  endif
  set local-preference 110
  set community ORIGIN-PE
  set community LOCAL-CITY additive
end-policy

route-policy BGP-CUSTOMER-IN($CUSTOMER_PREFIX)
  if destination in $CUSTOMER_PREFIX then
    pass
  else
    drop
  endif
  set local-preference 110
  set community ORIGIN-PE
  set community LOCAL-CITY additive
end-policy

route-policy BGP-CUSTOMER-IN($CUSTOMER_PREFIX)
  if destination in $CUSTOMER_PREFIX then
    done
  else
    drop
  endif
  set local-preference 110
  set community ORIGIN-PE additive
  set community LOCAL-CITY additive
end-policy

route-policy BGP-CUSTOMER-IN($CUSTOMER_PREFIX)
  if destination in $CUSTOMER_PREFIX then
    pass
  else
    drop
  endif
  set local-preference 110
  set community ORIGIN-PE additive
  set community LOCAL-CITY additive
end-policy

```

- A. Option A
- B. Option B
- C. Option C
- D. Option D

Answer: D

NEW QUESTION 83

What are two characteristics of MPLS TE tunnels? (Choose two)

- A. They require EIGRP to be running in the core.
- B. They use RSVP to provide bandwidth for the tunnel.
- C. They are run over Ethernet cores only.
- D. The headend and tailend routes of the tunnel must have a BGP relationship
- E. They are unidirectional

Answer: BE

NEW QUESTION 86

Refer to the exhibit.

```

POST
https://apic-ip-address/api/mo/uni.xml
<?xml version="1.0" encoding="UTF-8"?>
<!-- api/policymgr/mo/uni.xml -->
<polUni>
  <infraInfra>
    <!-- Static VLAN range -->
    <fvnsVlanInstP name="inband" allocMode="static">
      <fvnsEncapBlk name="encap" from="vlan-5" to="vlan-10"/>
    </fvnsVlanInstP>
  </infraInfra>
</polUni>

```

What does the script configure?

- A. a VLAN namespace
- B. selectors for the in-band management
- C. a physical domain
- D. a static VLAN

Answer: D

NEW QUESTION 87

A network engineer must implement SNMPv2 with these parameters

- Enable SNMP community string C1sc0 with read-only permissions.
- Enable interface index persistence.
- Restrict the SNMP community to only the monitoring server with IP address 198.18.19.100/32.
- Provide view-only access to ospflfEntry and ospfNbrEntry.

Which configuration must the engineer apply?

- ☐ **configure terminal**
access-list 5 permit 198.18.19.100 0.0.0.0
snmp-server view BLOCKED_VIEW internet excluded
snmp-server view BLOCKED_VIEW ospflfEntry included
snmp-server view BLOCKED_VIEW ospfNbrEntry included
snmp-server community c1sc0 view BLOCKED_VIEW RO 5
snmp ifmib ifindex persist
end
- ☐ **configure terminal**
access-list 5 permit 198.18.19.100 0.0.0.0
snmp-server view BLOCKED_VIEW internet excluded
snmp-server view BLOCKED_VIEW ospflfEntry included
snmp-server view BLOCKED_VIEW ospfNbrEntry included
snmp-server community c1sc0 view BLOCKED_VIEW RW 5
snmp ifmib ifindex persist
end
- ☐ **configure terminal**
access-list 5 permit 198.18.19.100 0.0.0.0
snmp-server view BLOCKED_VIEW internet included
snmp-server view BLOCKED_VIEW ospflfEntry included
snmp-server view BLOCKED_VIEW ospfNbrEntry included
snmp-server community c1sc0 view BLOCKED_VIEW RO
snmp ifmib ifindex persist
end
- ☐ **configure terminal**
access-list 5 permit 198.18.19.100 0.0.0.0
snmp-server view BLOCKED_VIEW internet excluded
snmp-server view BLOCKED_VIEW ospflfEntry included
snmp-server view BLOCKED_VIEW ospfNbrEntry included
snmp-server community c1sc0 view BLOCKED_VIEW RO
snmp ifmib ifindex persist
end

- A. Option A
- B. Option B
- C. Option C
- D. Option D

Answer: A

NEW QUESTION 90

Refer to the exhibit.

```
R1#show ip ospf int
Loopback2 is up, line protocol is up
Internet Address 200.0.0.1/24, Area 0, Attached via Interface Enable
Process ID 1, Router ID 100.0.0.1, Network Type LOOPBACK, Cost: 1
Loopback interface is treated as a stub Host
Loopback0 is up, line protocol is up
Internet Address 100.0.0.1/24, Area 0, Attached via Interface Enable
Process ID 1, Router ID 100.0.0.1, Network Type LOOPBACK, Cost: 1
Loopback interface is treated as a stub Host
Serial1/0 is up, line protocol is up
Interface is unnumbered. Using address of Loopback0 (100.0.0.1), Area 0, Attached via Interface Enable
Process ID 1, Router ID 100.0.0.1, Network Type POINT_TO_POINT, Cost: 64

R2#show ip ospf database
      OSPF Router with ID (100.0.0.2) (Process ID 1)
      Router Link States (Area 0)

Link ID      ADV Router   Age         Seq#         Checksum     Link count
100.0.0.1    100.0.0.1    22          0x80000005   0x0090D8     3

R2#show ip route
100.0.0.0/8 is variably subnetted, 2 subnets, 2 masks
C       100.0.0.0/24 is directly connected, Serial1/0
L       100.0.0.2/32 is directly connected, Serial1/0
```

While troubleshooting a connectivity issue on router R2, a network engineer with an employee id:3876.13.497 notices that although it detects three OSPF links from R1, the OSPF prefixes are missing from the routing table. What is the reason for the problem?

- A. The serial interfaces have different MTUs
- B. Both loopback interfaces on R1 are configured as stub
- C. The R2 Serial 1/0 interface is configured with an IP address, but the R1 Serial R1 Serial 1/0 interface is unnumbered.
- D. The subnet masks on the serial interfaces are mismatched.

Answer: C

NEW QUESTION 93

Refer to the exhibit:

```
router bgp 1
network 192.168.1.2 mask 255.255.255.255
neighbor 192.168.1.1 remote-as 64512
neighbor 192.168.1.1 update-source Loopback0
neighbor 192.168.1.1 send-label
```

Which statement about the neighbor statements for 192.168.1.1 is true?

- A. The router must have TDP configured for the send-label command to operate
- B. The neighbor router receives at least four labels from this router
- C. The router sends BGP labels for its prefixes to this peer
- D. The router sends only a label for the prefix for Loopback0.

Answer: C

NEW QUESTION 97

Refer to the exhibit.

```
router bgp 65515
aggregate-address 192.168.0.0 255.255.0.0 summary-only as-set
```

An engineer configured BGP summarization on a customer's network. Which route is advertised to BGP peers?

- A. A.-192.0.0.0/16B.192168.0.0/16C.192.168.1.0/24D.192168.0.5/30

Answer: B

NEW QUESTION 98

Refer to the exhibit.


```
R10(config)#interface G0/1
R10(config-if)#ip address 172.16.0.1 255.255.255.0
R10(config-if)#ip ospf 1 area 0
R10(config-if)#ip ospf multi-area 10
R10(config-if)#ip ospf multi-area 10 cost 5
```

A network engineer is implementing OSPF multiarea. Which command on interface G0/1 resolves adjacency issues in the new area?

- A. ip ospf network broadcast
- B. ip ospf network non-broadcast
- C. ip ospf network point-to-multipoint
- D. ip ospf network point-to-point

Answer: D

Explanation:

https://www.cisco.com/c/en/us/td/docs/ios-xml/ios/iproute_ospf/configuration/xr-16/iro-xe-16-book/iro-multi-ar

NEW QUESTION 101

Refer to the exhibit

```
Sep 30 03:12:33: ISIS-Adj: Rec serial IIH from *HDLC* (Serial1/1), cir type L1L2
Sep 30 03:12:33: ISIS-Adj: rcvd state DOWN, old state UP, new state INIT
Sep 30 03:12:33: ISIS-Adj: Action = GOING DOWN
Sep 30 03:12:33: %CLNS-5-ADJCHANGE: ISIS: Adjacency to R1 (Serial1/1) Down, nes
Sep 30 03:12:33: ISIS-Adj: L2 adj count 0
Sep 30 03:12:33: ISIS-Adj: Sending serial IIH on Serial1/1, length 1699
Sep 30 03:12:41: ISIS-Adj: Rec serial IIH from *HDLC* (Serial1/1), cir type L1L2
Sep 30 03:12:41: ISIS-Adj: rcvd state DOWN, old state DOWN, new state INIT
Sep 30 03:12:41: ISIS-Adj: Action = GOING UP, new type = L2
Sep 30 03:12:41: ISIS-Adj: New serial adjacency
Sep 30 03:12:41: ISIS-Adj: Sending serial IIH on Serial1/1, length 1699
Sep 30 03:12:47: ISIS-Adj: Rec serial IIH from *HDLC* (Serial1/1), cir type L1L2
Sep 30 03:12:47: ISIS-Adj: rcvd state DOWN, old state INIT, new state INIT
Sep 30 03:12:47: ISIS-Adj: Action = GOING UP, new type = L2
Sep 30 03:12:47: ISIS-Adj: Sending serial IIH on Serial1/1, length 1699
Sep 30 03:12:47: ISIS-Adj: Sending serial IIH on Serial1/1, length 1699
```

Routers R1 and R2 are connected via a serial link and use the IS-IS routing protocol for route exchange. After a configuration change on R2, IS-IS connectivity is interrupted. A network engineer confirmed that the interfaces are in the UP state and connectivity exists between the two routers. Which two actions must the engineer perform to resolve the problem? (Choose two.)

- A. Disable padding for hello packets under the serial interface on R2 DUMPS
- B. Change the hello interface timer to 10 seconds on R1.
- C. Change the MTU to 1500 bytes on R2.
- D. Enable hello packet padding globally on R1.
- E. Change R2 to an IS-IS Level 1 router.

Answer: CE

NEW QUESTION 103

Simulation1

Implementing and Operating Cisco Service Provider Network

Comment

Guidelines **Topology** Tasks

IS-IS Multi-Area Topology

R1 R2 R3 350-701

```
R1>enabler1
Translating "enabler1"...domain server (255.255.255.255)
(255.255.255.255)
Translating "enabler1"...domain server (255.255.255.255)
Translating "enabler1"...domain server (255.255.255.255)
Translating "enabler1"...domain server (255.255.255.255)
% Bad IP address or host name
Translating "enabler1"...domain server (255.255.255.255)
% Unknown command or computer name, or unable to find computer address
R1>
```

Guidelines **Topology** Tasks

Guidelines

This is a lab item in which tasks will be performed on virtual devices.

- Refer to the **Tasks** tab to view the tasks for this lab item.
- Refer to the **Topology** tab to access the device console(s) and perform the tasks.
- Console access is available for all required devices by clicking the device icon or using the tab(s) above the console window.
- All necessary preconfigurations have been applied.
- Do not change the enable password or hostname for any device.
- Save your configurations to NVRAM before moving to the next item.
- Click **Next** at the bottom of the screen to submit this lab and move to the next question.
- When **Next** is clicked, the lab closes and cannot be reopened.

R1 R2 R3

R3>

Guidelines **Topology** **Tasks**

Configure the IS-IS routing protocol for R1, R2, and R3 according to the topology to achieve these goals:

- Enable IS-IS routing protocol parameters:
 - R1: Routing area tag: 1, Net: 49.0001.0010.0001.0101.00
 - R2: Routing area tag: 2, Net: 49.0001.0010.0002.0202.00
 - R3: Routing area tag: 3, Net: 49.0001.0010.0003.0303.00
- Configure IS-IS IPv4 and IPv6:
 - Only Level 1 adjacency for: R2 and R3 links
 - Only Level 2 adjacency for: R1 and R2 links
 - Only Level 2 adjacency for: R1 and R3 links.
- Configure CLNS Domain and Area password **C1sc0!** for the authentication of all IS-IS adjacency links on R1, R2, and R3. Use the clear text IS-IS authentication mechanism for this task.

Submit feedback about this item

R1 R2 R3

```
R1>enabler1
Translating "enabler1"...domain server (255.255.255.255)
(255.255.255.255)
Translating "enabler1"...domain server (255.255.255.255)
Translating "enabler1"...domain server (255.255.255.255)
Translating "enabler1"...domain server (255.255.255.255)
% Bad IP address or host name
Translating "enabler1"...domain server (255.255.255.255)
% Unknown command or computer name, or unable to find computer address
R1>
```

A. Mastered
B. Not Mastered

Answer: A

Explanation:

SOLUTION:R1
Config t router isis 1
net 49.0001.0010.0001.0101.00
area-password C1sc0! int et0/0
ip router isis 1
isis authen mode text level-2 isis circuit-type level-2
isis tag 1 int et1/0
ip router isis 1
isis authen mode text level-2 isis circuit-type level-2
isis tag 1 R2
router isis 2
net 49.0001.0010.0002.0202.00
area-password C1sc0! int et0/0
ip router isis 2
isis authen mode text level-2 isis circuit-type level-2
isis tag 2 int et1/0
ip router isis 2
isis authen mode text level-1 isis circuit-type level-1
isis tag 2 R3
router isis 3
net 49.0001.0010.0003.0303.00
area-password C1sc0! int et0/0
ip router isis 3
isis authen mode text level-1 isis circuit-type level-1
isis tag 3 int et1/0
ip router isis 3
isis authen mode text level-2 isis circuit-type level-2
isis tag 3
R1 Verification:



R1
Config t
Ipv6 unicast-routing Router isis 1
Metric-style wide
Address-family ipv6 unicast Multi-topology
Int loop0
Ip router isis 1 Ipv6 router isis 1 Isis tag 1
Int et0/0
Ipv6 router isis 1 Int et1/0
Ipv6 router isis 1 R2
Config t
Ipv6 unicast-routing Router isis 2
Metric-style wide
Address-family ipv6 unicast Multi-topology
Int loop0
Ip router isis 2 Ipv6 router isis 2 Isis tag 2
Int et0/0
Ipv6 router isis 2 Int et1/0
Ipv6 router isis 2 R3
Config t
Ipv6 unicast-routing Router isis 3
Metric-style wide
Address-family ipv6 unicast Multi-topology
Int loop0
Ip router isis 3 Ipv6 router isis 3 Isis tag 3
Int et0/0
Ipv6 router isis 3 Int et1/0
Ipv6 router isis 3

```
R1#show clns neighbors

Tag 1:
System Id      Interface      SNPA              State  Holdtime  Type
Protocol
R2             Et0/0         aabb.cc00.0200    Up     9         L2
IS-IS
R3             Et1/0         aabb.cc00.0301    Up     7         L2
IS-IS

Tag null:
```

R1 Ipv6 Verification:

```
- L
R1#sh ipv6 route
IPv6 Routing Table - default - 8 entries
Codes: C - Connected, L - Local, S - Static, U - Per-user Static route
        B - BGP, HA - Home Agent, MR - Mobile Router, R - RIP
        H - NHRP, I1 - ISIS L1, I2 - ISIS L2, IA - ISIS interarea
        IS - ISIS summary, D - EIGRP, EX - EIGRP external, NM - NEMO
        ND - ND Default, NDp - ND Prefix, DCE - Destination, NDr - Redir
        ect
        RL - RPL, O - OSPF Intra, OI - OSPF Inter, OE1 - OSPF ext 1
        OE2 - OSPF ext 2, ON1 - OSPF NSSA ext 1, ON2 - OSPF NSSA ext 2
        la - LISP alt, lr - LISP site-registrations, ld - LISP dyn-eid
        lA - LISP away, a - Application
C   2000:CC13:CC13:2020::/64 [0/0]
    via Ethernet0/0, directly connected
L   2000:CC13:CC13:2020::1/128 [0/0]
    via Ethernet0/0, receive
I2  2000:CC13:CC13:2021::/64 [115/20]
    via FE80::A8BB:CCFF:FE00:200, Ethernet0/0
C   2000:CC13:CC13:2030::/64 [0/0]
    via Ethernet1/0, directly connected
L   2000:CC13:CC13:2030::1/128 [0/0]
    via Ethernet1/0, receive
I2  2000:CC13:CC13:2031::/64 [115/20]
    via FE80::A8BB:CCFF:FE00:301, Ethernet1/0
I2  2000:CC13:CC13:2040::/64 [115/20]
    via FE80::A8BB:CCFF:FE00:301, Ethernet1/0
L   FF00::/8 [0/0]
    via Null0, receive
R1#
```

R1
Copy run start R2
Copy run start R3
Copy run start

NEW QUESTION 107

Which protocol does a Cisco MPLS TE tunnel use to maintain paths within the core?

- A. RSVP
- B. VTP
- C. STP
- D. RPF

Answer: A

NEW QUESTION 109

FRR is configured on a network. What occurs when the headend router on the path is alerted to a link failure over IGP?

- A. LSP attempts fast switching on the backup path until the primary path returns to the active state.
- B. The headend router uses a presignaled LSP to bypass the failure point.
- C. A new backup tunnel is established past the PLR to pass through the protected nodes
- D. Backup tunnel is established and intersects with the primary tunnel at the headend.

Answer: A

NEW QUESTION 111

An engineer is setting up overlapping VPNs to allow VRF ABC and XYZ to communicate with VRF CENTRAL but wants to make sure that VRF ABC and XYZ cannot communicate. Which configuration accomplishes these objectives?

- ☐

```
vrf ABC
address-family ipv4 unicast
import route-target
 65000:1111
 65000:3333
!
export route-target
 65000:1111
 65000:3333
!

vrf XYZ
address-family ipv4 unicast
import route-target
 65000:2222
 65000:3333
!
export route-target
 65000:2222
 65000:3333
!

vrf CENTRAL
address-family ipv4 unicast
import route-target
 65000:3333
!
export route-target
 65000:3333
!
```
- ☐

```
vrf ABC
address-family ipv4 unicast
import route-target
 65000:1111
 65000:4444
!
export route-target
 65000:1111
 65000:3333
!

vrf XYZ
address-family ipv4 unicast
import route-target
 65000:2222
 65000:3333
!
export route-target
 65000:2222
 65000:4444
!

vrf CENTRAL
address-family ipv4 unicast
import route-target
 65000:3333
!
export route-target
 65000:4444
!
```
- ☒

```
vrf ABC
address-family ipv4 unicast
import route-target
 65000:1111
 65000:4444
!
export route-target
 65000:1111
 65000:3333
!

vrf XYZ
address-family ipv4 unicast
import route-target
 65000:2222
 65000:4444
!
export route-target
 65000:2222
 65000:3333
!

vrf CENTRAL
address-family ipv4 unicast
import route-target
 65000:3333
!
export route-target
 65000:4444
!
```
- ☐

```
vrf ABC
address-family ipv4 unicast
import route-target
 65000:1111
!
export route-target
 65000:1111
!

vrf XYZ
address-family ipv4 unicast
import route-target
 65000:2222
!
export route-target
 65000:2222
 65000:1111
!

vrf CENTRAL
address-family ipv4 unicast
import route-target
 65000:3333
 65000:1111
 65000:2222
!
export route-target
 65000:3333
 65000:1111
 65000:2222
!
```

- A. Option A
B. Option B
C. Option C
D. Option D

Answer: C

NEW QUESTION 112

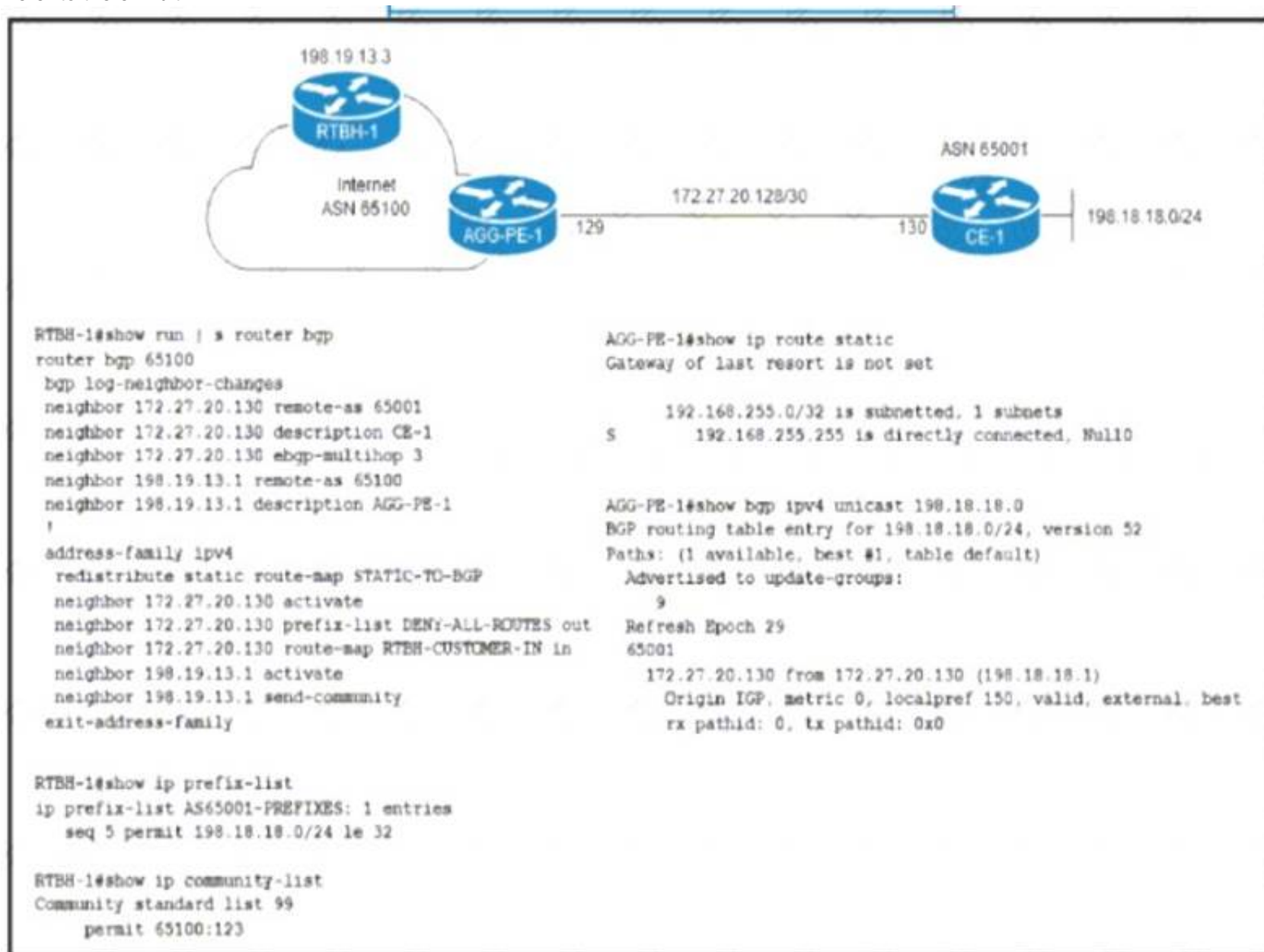
Which protocol is used for communication between the PCE and PCC?

- A. ICMP
B. PCEP
C. CEF
D. POP

Answer: B

NEW QUESTION 117

Refer to the exhibit.



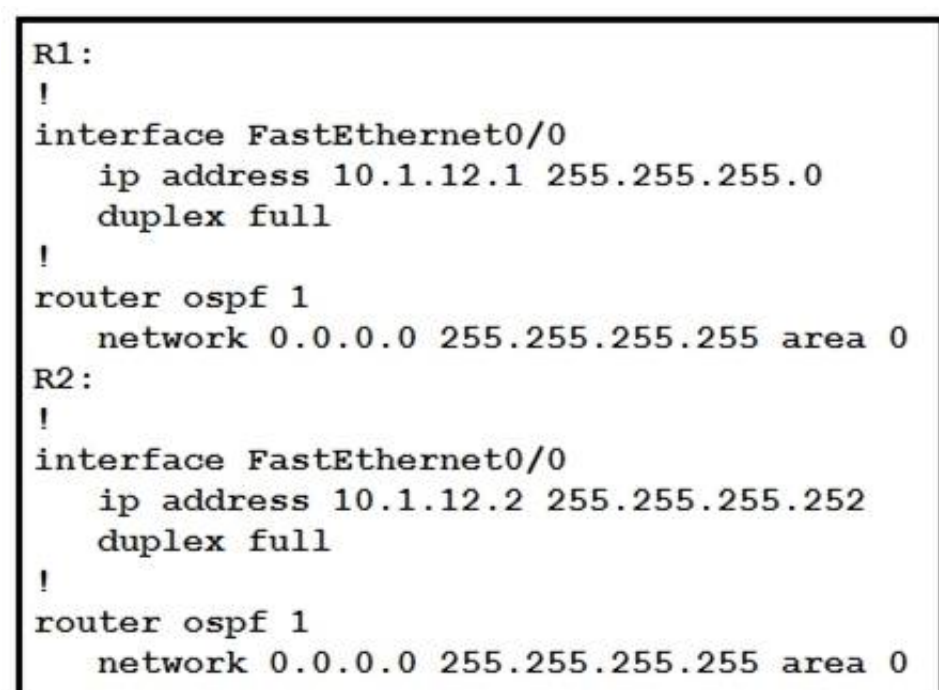
ISP ASN 65100 provides Internet services to router CE-1 and receives customer prefix 198.18.18.0/24 via eBGP. An administrator for the ISP is now provisioning RTBH services to provide on-demand data-plane security for the customer's IP space. Which route-map configuration must the administrator apply to router RTBH-1 to complete the implementation of RTBH services to CE-1?

- A. route-map RTBH-CUSTOMER-IN permit 10 description AS65001match ip address prefix-list AS65001-PREFIXESmatch community 99set local-preference 200set community no-export additive set ip next-hop 192.168.255.255route-map RTBH-CUSTOMER-IN deny 65535 description DEFAULT DENY
- B. route-map RTBH-CUSTOMER-IN permit 10 description AS65001match ip address prefix-list AS65001-PREFIXES match community 99set local-preference 200set community local-as additive set ip next-hop 192.168.255.255route-map RTBH-CUSTOMER-IN deny 65535 description DEFAULT DENY
- C. route-map RTBH-CUSTOMER-IN permit 10 description AS65001match ip address prefixlist AS65001-PREFIXES match community 99set local-preference 200set community no-advertise additive set ip next-hop local-addressroute-map RTBH-CUSTOMER-IN deny 65535 description DEFAULT DENY
- D. route-map RTBH-CUSTOMER-IN permit 10 description AS65001match ip address prefix-list AS65001-PREFIXES match community 99set local-preference 200set community no-advertise additive set ip next-hop 192.168.255.255route-map RTBH-CUSTOMER-IN deny 65535 description DEFAULT DENY

Answer: A

NEW QUESTION 121

Refer to the exhibit:



R1 and R2 are directly connected with Fast Ethernet interfaces and have the above configuration applied OSPF adjacency is not formed. When the debug ip ospf hello command is issued on R1. these log messages are seen.


```
*Mar 6 21:57:33.051: OSPF-1 HELLO Fa0/0: Mismatched hello parameters from 10.1.12.2
*Mar 6 21:57:33.051: OSPF-1 HELLO Fa0/0: Dead R 40 C 40, Hello R 10 C 10 Mask R
255.255.255.252 C 255.255.255.0
```

Which command can be configured on routers R1 and R2 on f0/0 interfaces to form OSPF adjacency?

- A. ip ospf network non-broadcast
- B. ip ospf network point-to- multipoint non-broadcast
- C. ip ospf network point-to-point
- D. ip ospf network broadcast

Answer: C

NEW QUESTION 122

What is a primary benefit of IPoATM or MPLS over ATM backbone service provider networks?

- A. dedicated circuits
- B. variable-length packets
- C. isochronous system
- D. fixed-length cells

Answer: A

NEW QUESTION 126

Refer to the exhibit.

```
R1
ip multicast-routing
ip pim rp-candidate GigabitEthernet1/0/0

interface g1/0/0
 ip pim sparse-mode

R2
ip multicast-routing
ip pim bsr-candidate GigabitEthernet1/0/0

interface g1/0/0
 ip pim sparse-mode
```

An engineer configured multicast routing on client's network. What is the effect of this multicast implementation?

- A. R2 floods information about R1 throughout the multicast domain.
- B. R2 is unable to share information because the ip pim autorp listener command is missing.
- C. R1 floods information about R2 throughout the multicast domain.
- D. R2 is elected as the RP for this domain.

Answer: B

NEW QUESTION 131

Drag and drop the BGP Best Path Algorithm rules from the left into the corresponding order of importance on the right.

Drag and drop the BGP Best Path Algorithm rules from the left into the corresponding order of importance on the right.



- A. Mastered
- B. Not Mastered

Answer: A

Explanation:

Diagram Description automatically generated

NEW QUESTION 132

What is a characteristics of the Pipe model for MPLS QoS?

- A. The same QoS policy is applied to all customer traffic on the egress PE.
- B. If the outer EXP is changed, it is copied to the DSCP value.
- C. The MPLS EXP bits are set by the CE.
- D. The DSCP value determines how the packet is forwarded

Answer: A

NEW QUESTION 134

Refer to the exhibit:

```
ip cef
interface gigabitethernet0/1
ip verify unicast source reachable-via any
```

Router 1 was experiencing a DDoS attack that was traced to interface gigabitethernet0/1. Which statement about this configuration is true?

- A. Router 1 drops all traffic that ingresses interface gigabitethernet0/1 that has a FIB entry that exits a different interface
- B. Router 1 accepts source addresses on interface gigabitethernet0/1 that are private addresses
- C. Router 1 accepts all traffic that ingresses and egresses interface gigabitethernet0/1
- D. Router 1 accepts source addresses that have a match in the FIB that indicates it is reachable through a real interface

Answer: D

NEW QUESTION 138

Refer to the exhibit.

```
configure
policy-map ciscopolicy
class ciscotest
set precedence 1
exit
exit
interface pos 0/2/0/0
service-policy output ciscopolicy
commit
```

An engineer needs to implement this QoS policy on customer's network due to ongoing slow network issues. What will be the effect on the network when the engineer implements this configuration?

- A. Traffic that is identified in the ciscotest class map will be remarked from IP precedence 1 to DSCP AF11 when it enters the pos0/2/0/0 interface.
- B. Traffic that is identified in the ciscopolicy class map will be marked with IP precedence 1 when it enters the pos0/2/0/0 interface.

- C. Traffic that is identified in the ciscopolicy class map will be remarked from IP precedence 1 to DSCP AF11 when it exits the pos0/2/0/0 interface.
- D. Traffic that is identified in the ciscotest class map will be marked with IP precedence 1 when it exits the pos0/2/0/0 interface.

Answer: D

NEW QUESTION 140

Which statement about the Cisco MPLS TE forwarding adjacency feature is true?

- A. It enables the headend and tailend routers to establish a bidirectional tunnel
- B. It enables the tailend router to advertise routes to the headend router over the tunnel
- C. It enables the MPLS core to use EIGRP as the routing protocol
- D. It enables the Cisco MPLS TE tunnel to be advertised into the running IGP.

Answer: D

NEW QUESTION 144

Refer to the exhibit.

```
R1
interface Ethernet1/1
 ip address 172.16.33.1 255.255.255.255
interface Ethernet1/0
 ip address 172.16.32.1 255.255.255.0
router ospf 20
 network 172.16.0.0 0.0.255.255 area 0

R2
interface Ethernet1/1
 ip address 172.16.30.1 255.255.255.255
interface Ethernet1/0
 ip address 172.16.32.2 255.255.255.0
router ospf 20
 network 172.16.0.0 0.0.255.255 area 0
 distribute-list 1 in
 access-list 1 permit 172.16.32.0. 0.0.0.255

R2# show ip route
172.16.0.0/16 is variably subnetted, 3 subnets, 2 masks
C    172.16.32.0/24 is directly connected, Ethernet1/0
C    172.16.30.1/32 is directly connected, Ethernet1/1
```

A network engineer notices that router R2 is failing to install network 172.16.33.1/32 in the routing table. Which configuration must the engineer apply to R2 to fix the problem?

- A. R2(config)# access-list 1 permit 172.16.33.0 255.0.0.0
- B. R2(config)# access-list 1 permit 172,16,33.0 255,255,255,0
- C. R2(config)# access-list 1 permit 172.16.33.0 0.0.0.255
- D. R2(config)# access-list 1 permit 172,16,33.0 255.255,0,0

Answer: C

NEW QUESTION 147

Refer to the exhibit.

```
RouterX# show telemetry model-driven subscription SUB11
Sun Jul 11 21:32:25.23149.000 UTC
Subscription: SUB11
-----
State: ACTIVE
Sensor groups:
Id: SGroup13
Sample Interval: 20000 ms
Sensor Path: openconfig-interfaces:interfaces/interface
Sensor Path State: Resolved
Destination Groups:
Group Id: DialIn_1002
Destination IP: 172.16.10.1
Destination Port: 22471
Encoding: self-describing-gpb
Transport: dialin
State: Active
Total bytes sent: 13909
Total packets sent: 14
Last Sent time: 2021-07-11 21:32:25.231964501 +0000
Collection Groups:
-----
Id: 2
Sample Interval: 20000 ms
Encoding: self-describing-gpb
Num of collections: 7
Collection time: Min: 32 ms Max: 39 ms
Total time: Min: 34 ms Avg: 37 ms Max: 40 ms
Total DeferredDB: 0
Total Send Errors: 0
Total Send Drops: 0
Total Other Errors: 0
Last Collection Start: 2021-07-11 21:32:25.231930501 +0000
Last Collection End: 2021-07-11 21:32:25.231969501 +0000
Sensor Path: openconfig-interfaces:interfaces/interface
```

An engineer ran this show telemetry command to view subscription SUB11 on RouterX. The engineer then decided that RouterY should provide the same output for sensor group SGroup13 as RouterX. The engineer cannot access RouterX to copy its configuration. No access lists on the router block user access. Which configuration must the engineer apply on RouterY to provide the same output from the show telemetry command?

A)

```
RouterY(config)# telemetry model-driven
RouterY(config-model-driven)# subscription SUB11
RouterY(config-model-driven-subs)# sensor-group-id SGroup13 sample-interval 20000
RouterY(config-model-driven-subs)# destination-id DGroup1
```

B)

```
RouterY(config)# telemetry model-driven
RouterY(config-model-driven)# subscription SGroup13
RouterY(config-model-driven-subs)# sensor-group-id SGroup13 sample-interval 20000
```

C)

```
RouterY(config)# telemetry model-driven
RouterY(config-model-driven)# destination-group SUB11
RouterY(config-model-driven-dest)# address family ipv4 172.16.10.1 port 22471
RouterY(config-model-driven-dest-addr)# encoding self-describing-gpb
RouterY(config-model-driven-dest-addr)# protocol tcp
```

D)

```
RouterY(config)# telemetry model-driven
RouterY(config-model-driven)# sensor-group SGroup13
RouterY(config-model-driven-snsr-grp)# sensor-path openconfig-interfaces:interfaces/interface
```

- A. Option A
- B. Option B
- C. Option C
- D. Option D

Answer: C

NEW QUESTION 152

Refer to me exhibit.

```
CSR1#show flowspec ipv4 detail
AFI: IPv4
Flow      :Dest:10.6.5.0/24,DPort:=80|=443
Actions   :Traffic-rate: 0 bps (bgp.1)
Statistics (packets/bytes)
Matched   :      12/696
Dropped   :      12/696
```

A network operator recently configured BGP FlowSpec for me internal IT network What will be inferred from the configuration deployed on me network?

- A. The policy is configured locally on CSRI and drops all traffic for TCP ports 80 and 443
- B. The policy is learned via BGP FlowSpec and drops all traffic for TCP ports 80 and 443
- C. The policy is warned via BC FlowSpec aid has active traffic
- D. The policy is configured locally on CSR1 and currently has no active traffic

Answer: A

NEW QUESTION 157

Refer to the exhibit.

```
!
configure terminal
ip cef distributed

interface gigabitethernet 1/0
ip verify unicast reverse-path 12

!
```

Which show command should be implemented to display per-interface statistics about uRPF drops and suppressed drops?

- A. show ip traffic
- B. showip interface
- C. show cef interface
- D. show ip interface brief

Answer: B

NEW QUESTION 160

What are two factors to consider when implementing NSR High Availability on an MPLS PE router? (Choose two.)

- A. It consumes more memory and CPU resources than NSF
- B. It operates normally without NSR support on the PE peers.
- C. It requires all PE-CE sessions to support NSR
- D. It requires routing protocol extensions
- E. It cannot sync state information across redundant RPs

Answer: AB

NEW QUESTION 163

Refer to the exhibit.



```

CPE-1#show run int gig 0/0
interface GigabitEthernet0/0
 ip address 100.65.15.2 255.255.255.252
 negotiation auto
 ipv6 address 2001:DB8:0:A000:100:65:15:2/126
 service-policy output WAN-OUTPUT
end

CPE-1#show run int gig 0/1
interface GigabitEthernet0/1
 ip address 192.168.2.1 255.255.255.0
 negotiation auto
 ipv6 address 2001:DB8:0:A001:192:168:2:1/120
 service-policy input LAN-INPUT
end

CPE-1#show access-list
Standard IP access list SELF_V4
 10 permit 100.65.15.2
IPv6 access list SELF_V6
 permit ipv6 host 2001 :DB8:0:A000:100:65:15:2 any sequence 10

CPE-1#show policy-map
Policy Map WAN-OUTPUT

Policy Map LAN-INPUT
  
```

A network engineer configures CPE-1 for QoS with these requirements: IPv4 and IPv6 traffic originated by the CPE-1 WAN IP address must be marked with DSCP CS3. IPv4 LAN traffic must be marked with DSCP CS1. IPv6 LAN traffic must be marked with DSCP default. Which configuration must the engineer implement on CPE-1?

- A. class-map match-any SELF_TRAFFIC match access-group name SELF_V4 match access-group name SELF_V6 class-map match-all V4_TRAFFIC match protocol ip class-map match-all V6_TRAFFIC match protocol ipv6 class-map match-all QG_4 match qos-group 4 class-map match-all QG_6 match qos-group 6! policy-map LAN-INPUT class V4_TRAFFIC set qos-group 4 class V6_TRAFFIC set qos-group 6! policy-map WAN-OUTPUT class SELF_TRAFFIC set ip dscp cs3 class QG_4 set ip dscp cs1 class QG_6 set ip dscp default
- B. class-map match-all SELF_TRAFFIC match access-group name SELF_V4 match access-group name SELF_V6 class-map match-all V4_TRAFFIC match protocol ip class-map match-all V6_TRAFFIC match protocol ipv6 class-map match-all QG_4 match qos-group 4 class-map match-all QG_6 match qos-group 6! policy-map LAN-INPUT class V4_TRAFFIC set qos-group 4 class V6_TRAFFIC set qos-group 6! policy-map WAN-OUTPUT class SELF_TRAFFIC set dscp cs3 class QG_4 set ip dscp cs1 class QG_6 set dscp default
- C. class-map match-all SELF_TRAFFIC match access-group name SELF_V4 match access-group name SELF_V6 class-map match-all V4_TRAFFIC match protocol ip class-map match-all V6_TRAFFIC match protocol ipv6 class-map match-all QG_4 match qos-group 4 class-map match-all QG_6 match qos-group 6! policy-map LAN-INPUT class V4_TRAFFIC set qos-group 4 class V6_TRAFFIC set qos-group 6! policy-map WAN-OUTPUT class SELF_TRAFFIC set ip dscp cs3 class QG_4 set ip dscp cs1 class QG_6 set ip dscp default
- D. class-map match-any SELF_TRAFFIC match access-group name SELF_V4 match access-group name SELF_V6 class-map match-all V4_TRAFFIC match protocol ip class-map match-all V6_TRAFFIC match protocol ipv6 class-map match-all QG_4 match qos-group 4 class-map match-all QG_6 match qos-group 6! policy-map LAN-INPUT class V4_TRAFFIC set qos-group 4 class V6_TRAFFIC set qos-group 6! policy-map WAN-OUTPUT class SELF_TRAFFIC set dscp cs3 class QG_4 set ip dscp cs1 class QG_6 set dscp default

Answer: A

NEW QUESTION 165

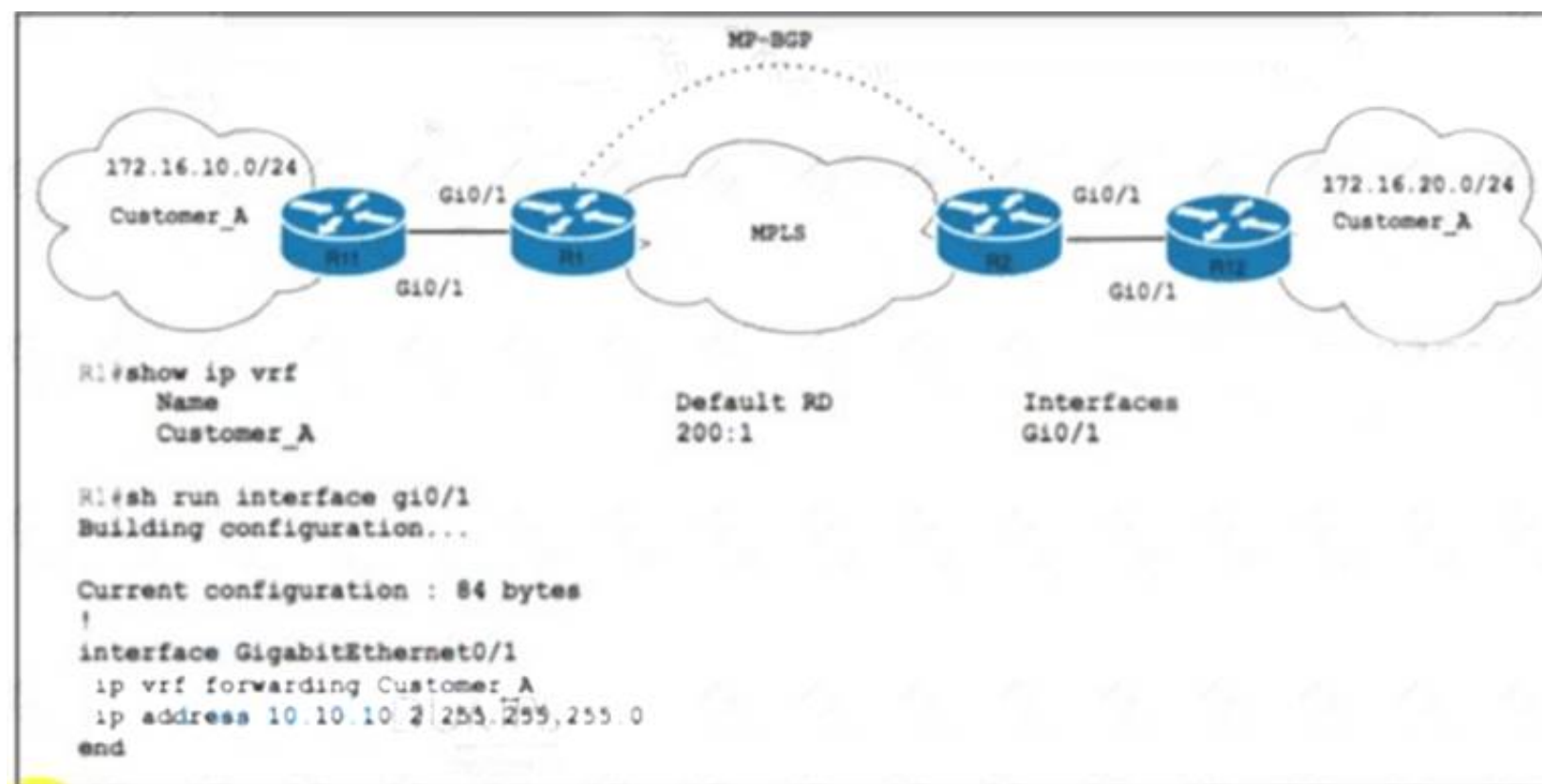
Which utility can you use to locate MPLS faults?

- A. MPLS traceroute
- B. EEM
- C. MPLS LSP ping
- D. QoS

Answer: C

NEW QUESTION 170

Refer to the exhibit.



Customer_A asked ISP_A to connect two offices via an MPLS L3 VPN. Customer_A is currently using only the default route toward ISP_A. The engineer at ISP_A already configured the ip route vrf Customer_A 172.16.10.0 255.255.255.0 10.10.10.1 command on R1. Which action completes the configuration?

- A. Configure the network 172.16.10.0 and redistribute-internal static commands under the BGP address family for Customer_A in the global BGP configuration on R1.
- B. Enable the bgp default route-target filter and default-Information originate commands under the global BGP configuration on R2.
- C. Configure the route-target both 200:1 and route-replicate vrf Customer_A commands under the Ip vrf configuration on R2.
- D. Configure the redistribute static and redistribute connected commands on R1.

Answer: D

NEW QUESTION 173

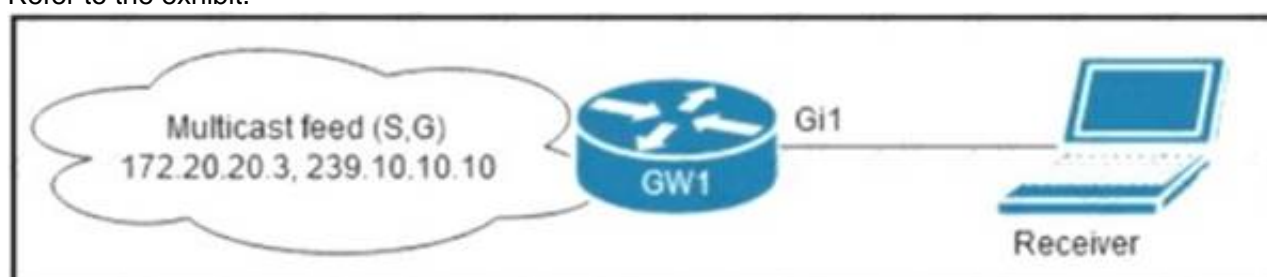
A network engineer is configuring a newly installed PE router at the regional gateway location. The new PE router must use MPLS core routing protocols with the existing P router, and LDP sessions between the two routers must be protected to provide faster MPLS convergence. Which configuration must the engineer perform on the network so that LDP sessions are established?

- A. Enable communication over TCP port 646 for T-LDP hello messages.
- B. Enable RSVP-TE FRR on the LDP interface to protect the LDP session between routers.
- C. Enable LDP session protection on either one of the routers, which allows them to autonegotiate.
- D. Set the LDP session protection timer on each router to the same value.

Answer: C

NEW QUESTION 177

Refer to the exhibit.



A network administrator is implementing IGMP to enable multicast feed transmission to the receiver. Which configuration must the administrator deploy on GW1 to permit IGMP Joins only to the assigned (S, G) feed?

A)

```

config t
access-list 100 permit igmp host 0.0.0.0 host 239.10.10.10
access-list 100 deny igmp any any
interface GigabitEthernet1
ip igmp access-group 100
ip igmp version 3
end
  
```

B)

```

config t
access-list 100 permit igmp host 0.0.0.0 host 239.10.10.10
access-list 100 permit igmp host 172.20.20.3 host 239.10.10.10
access-list 100 deny igmp any any
interface GigabitEthernet1
ip igmp access-group 100
ip igmp version 3
end
  
```


C)

```

config t
access-list 100 permit igmp host 0.0.0.0 host 239.10.10.10
access-list 100 deny igmp any any
interface GigabitEthernet1
ip igmp access-group 100
ip igmp version 2
end

```

D)

```

config t
access-list 100 permit igmp host 0.0.0.0 host 239.10.10.10
access-list 100 permit igmp host 172.20.20.3 host 239.10.10.10
access-list 100 deny igmp any any
interface GigabitEthernet1
ip igmp access-group 100
ip igmp version 2
end

```

- A. Option A
- B. Option B
- C. Option C
- D. Option D

Answer: B

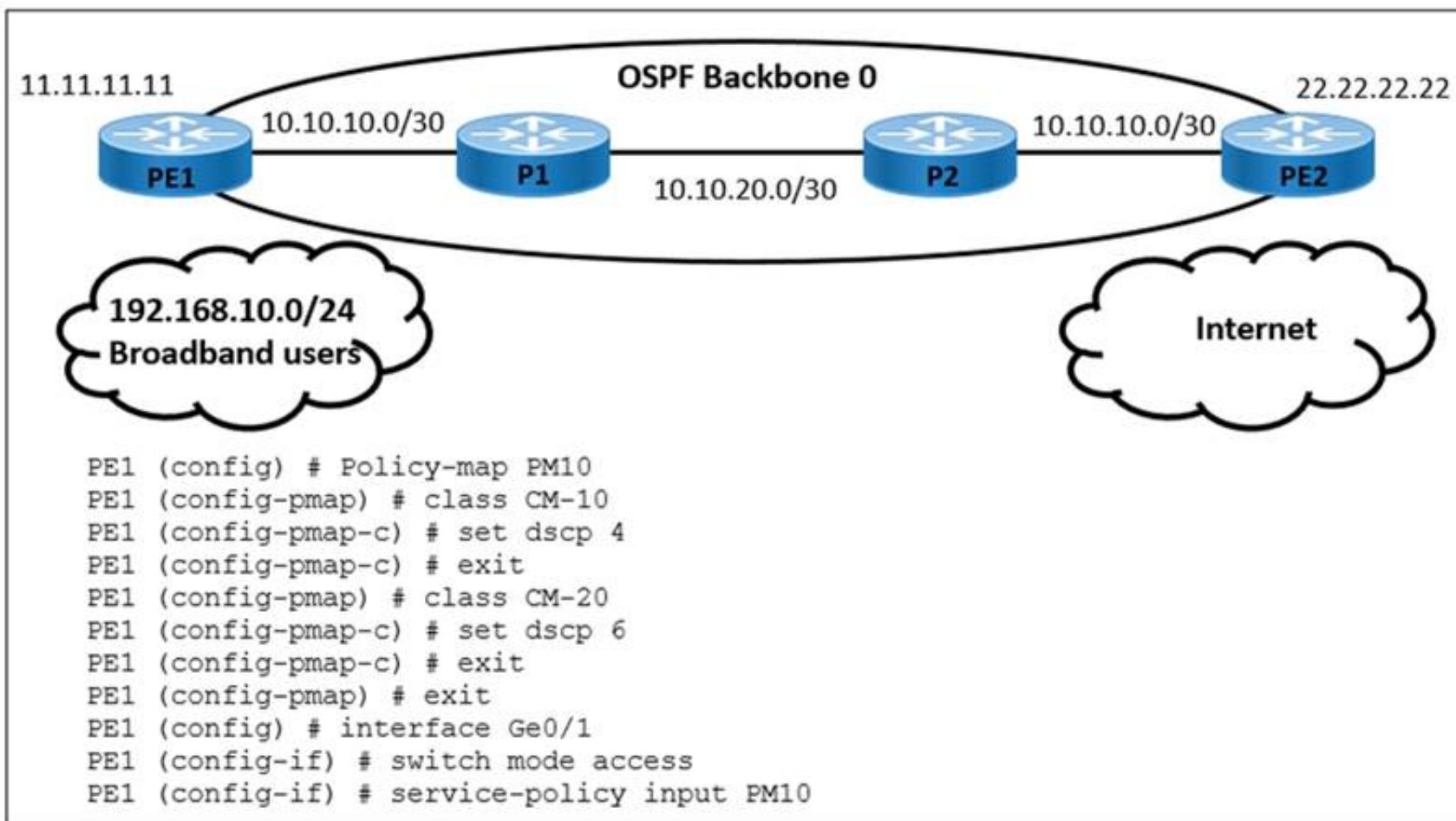
Explanation:

How IGMP Checks an Extended Access List

When an IGMP extended access list is referenced in the `ip igmp access-group` command on an interface, the (S, G) pairs in the `permit` and `deny` statements of the extended access list are matched against the (S, G) pair of the IGMP reports received on the interface. For example, if an IGMP report with (S1, S2...Sn, G) is received, first the group (0.0.0.0, G) is checked against the access list statements. The convention (0.0.0.0, G) means (*, G), which is a wildcard source with a multicast group number. If the group is denied, the entire IGMP report is denied. If the group is permitted, each individual (S, G) pair is checked against the access list. Denied sources are taken out of the IGMP report, thereby denying the sources access to the multicast traffic.

NEW QUESTION 180

Refer to the exhibit



A user is performing QoS marking on internet traffic and sending it with IPv4 and IPv6 headers on the provider edge device PE1. IPv4 traffic is classified with DSCP 4 and IPv6 traffic is classified with DSCP 6. Which action must the engineer take to begin implementing a QoS configuration on PE1 for the IPv6 traffic?

- A. Create an access list that includes any IPv6 traffic and apply it to CM-20.
- B. Create access list IPv6-match and configure match ip dscp 4 and match ip dscp 6 in class maps CM-10 and CM-20.
- C. Configure match ip dscp 4 in class map CM-10 and match ip dscp 6 in class map CM-20.
- D. Create access list IPv6-filter and remove DSCP value 4 and 6 in class maps CM-10 and CM-20.

Answer: A

NEW QUESTION 185

A customer site is being connected to a Frame Relay network via a T1 link. The customer has a contract for 512 kbps service with a Tc value of 125 ms. Under peak line conditions, customer traffic can reach four times the contracted speed. Which QoS configuration must the service provider implement to limit the customer to the contracted values?

- ☐ policy-map policy_map
class class_map
police cir 512000 bc 64000 pir 20480000 be 192000
conform-action transmit
exceed-action drop
- ☐ policy-map policy_map
class class_map
police cir 512kbps bc 256kbps pir 2Mbps be 9600 kbps
conform-action transmit
exceed-action set-de-bit transmit
violate-action drop
- ☐ policy-map policy_map
class class_map
police cir 512000 bc 128000 pir 256000 be 32000
conform-action transmit
exceed-action set-be-bit transmit
exceed-action drop
- ☐ policy-map policy_map
class class_map
police cir 512000 bc 32000 pir 64000 be 6400
conform-action transmit
violate-action set-dscp-transmit default
exceed-action drop

- A. Option A
- B. Option B
- C. Option C
- D. Option D

Answer: A

NEW QUESTION 189

What must a network engineer consider when designing a Cisco MPLS TE solution with OSPF?

- A. The OSPF extensions and RSVP-TE must be enabled on all routers in the network.
- B. OSPF extensions for RSVP-TE are supported in Area 1.
- C. The OSPF extensions and RSVP-TE must be enabled on the egress routers.
- D. OSPF extensions for RSVP-TE are implemented in Type 6, 7, and 8 LSAs.

Answer: A

NEW QUESTION 190

Refer to the exhibit:

```
RP/0/RSP0/CPU0:JFK-PE#show mpls ldp bindings 192.168.10.10/32
Fri Nov 11 21:02:33.124 UTC
192.168.10.10/32, rev 2
    Local binding: label: ImpNull
    Remote bindings: (2 peers)
      Peer                Label
      -----
      10.10.10.2:0         562656
      10.10.10.5:0         378337
```

After implementing a new design for the network, a technician reviews the pictured CLI output as part of the MOP. Which two statements describe what the technician can ascertain from the ImpNull output? (Choose two.)

- A. Label 0 is used for the prefix displayed but will not be part of the MPLS label stack for packets destined for 192.168.10.10.
- B. Ultimate Hop Popping is in use for the prefix displayed.
- C. Label 0 is used for the prefix displayed and will be part of the MPLS label stack for packets destined for 192.168.10.10
- D. Penultimate Hop Popping is in use for the prefix displayed
- E. Label 3 is in use for the prefix displayed and will be part of the MPLS label stack for packets destined for 192.168.10.10

Answer: DE

NEW QUESTION 191

What is the purpose of RSVP tear messages?

- A. to notify the tail-end router of resource unavailability on the transit router

- B. to inform the headend router of LSP issues
- C. to reuse router resources for other reservation requests
- D. to confirm successful end-to-end resource allocation

Answer: C

NEW QUESTION 193

Why do packet loops occur during the configuration of BIDIR-PIM?

- A. The network does not support BIDIR-PIM
- B. The network is partially upgraded to support BIDIR-PIM
- C. No interface for carrying traffic for multicast groups has been configured
- D. The router has not been configured to advertise itself

Answer: B

NEW QUESTION 198

Drag and drop the methods of Cisco MPLS TE tunnel traffic assignment from the left onto their characteristics on the right.

CBTS	autoroute
PBTS	It optimizes streaming services.
static routing	It requires the administrator to manually assign traffic to the tunnel.
	It uses CoS values to assign traffic to the tunnel.

- A. Mastered
- B. Not Mastered

Answer: A

Explanation:

CBTS	PBTS
PBTS	static routing
static routing	CBTS

NEW QUESTION 202

Refer the exhibit.



Users on a network connected to router R3 report slow speeds when they connect to the server connected to R2. After analyzing traffic on the network, a network engineer identified congestion on the link between R2 and R3 as the cause. Which QoS service must the engineer implement to drop traffic on the link when it exceeds a configured threshold?

- A. first-in, first-out
- B. traffic shaping
- C. class-based weighted fair queueing
- D. traffic policing

Answer: D

Explanation:

<https://www.cisco.com/c/en/us/support/docs/quality-of-service-qos/qos-policing/19645-policevsshape.html>

NEW QUESTION 207

Which regular expression query modifier function indicates the start of a string?

- A. ^
- B. [^]
- C. +
- D. \$

Answer: A

NEW QUESTION 210

An engineer must implement QoS to prioritize traffic that requires better service throughout the network. The engineer started by configuring a class map to identify the high-priority traffic. Which additional tasks must the engineer perform to implement the new QoS policy?

- A. Attach the class map to a policy map that sets the minimum bandwidth allocated to the classified traffic and designates the action to be taken on the traffic.
- B. Attach the class map to a policy map that designates the action to be taken on the classified traffic and then attach the policy map to an interface using a service policy.
- C. Attach the class map to a policy map within a VRF to segregate the high-priority traffic and then attach the policy map to an interface in another VRF.
- D. Create a route map to manipulate the routes that are entered into the routing table and then attach the route map to an interface using a service policy.

Answer: B

NEW QUESTION 214

What does DWDM use to combine multiple optical signals?

- A. frequency
- B. IP protocols
- C. time slots
- D. wavelength

Answer: D

NEW QUESTION 217

Refer to the exhibit:

```
class-map WEB
match protocol http
```

Which statement describes the effect of this configuration?

- A. It applies a service policy to all interfaces remarking HTTP traffic
- B. It creates an ACL named WEB that filters HTTP traffic.
- C. It matches HTTP traffic for use in a policy map
- D. It modifies the default policy map to allow all HTTP traffic through the router

Answer: C

NEW QUESTION 218

Refer to the exhibit:

```
telemetry model-driven
sensor-group cisco
sensor-path Cisco-IOS-XR-infra-statsd-oper:infra-statistics/interfaces/interface/latest/generic-counters
commit
```

This configuration is being applied on an IOS XR router. Which statement about this configuration is true?

- A. It is used to create a subscription to specify the streaming interval
- B. It is used to identify traps for SNMP polling
- C. It is used to identify MIB entries and has a list of YANG models
- D. It is used to create a sensor-group and has a list of YANG models for streaming

Answer: D

NEW QUESTION 220

A new PE router is configured to run OSPF as an IGP with LDP on all interfaces. The engineer is trying to prevent black holes after convergence when the PERSON device loses an LDP session with other PE routers. Which action must the engineer take to implement LDP session protection on a new PE router?

- A. Configure the mpls ldp session protection and mpls label protocol ldp commands on the interfaces on the new PE router that connect to the CENTER routers.
- B. Configure the mpls ldp discovery targeted-hello accept and mpls ldp session protection commands on the interfaces on the new PE router that connect to the CE routers.
- C. Configure the new PE router with the mpls ldp session protection command and on neighboring routers that connect to this new PE router.
- D. Configure the new PE router with the mpls ldp session protection command on interfaces with directly connected neighbors.

Answer: C

NEW QUESTION 225

Refer to the exhibit.

```
PE-A:

vrf definition Customer-A
 rd 65000:1111
 route-target export 65000:1111
 route-target import 65000:1111
 !
 address-family ipv4
  mdt default 233.15.38.120
  mdt data 233.15.38.121 0.0.0.0 threshold 100
  mdt mtu 5000
 !
 interface GigabitEthernet0/0
  vrf forwarding Customer-A
  ip address 10.10.10.1 255.255.255.252
 !
 ip multicast-routing vrf Customer-A
```

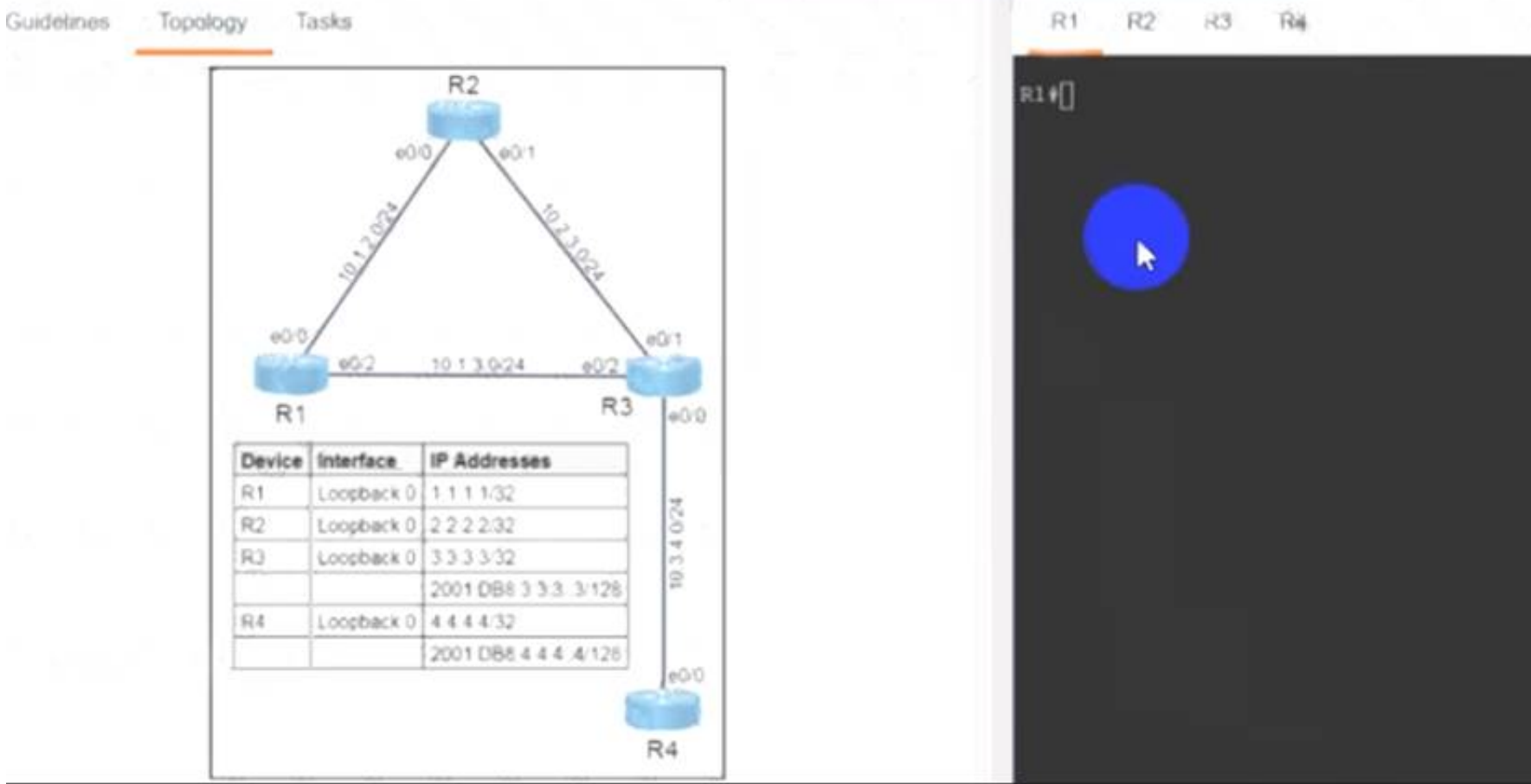
An engineer is implementing Auto-RP and reviewing the configuration of the PE-A. Which configuration permits Auto-RP messages to be forwarded over this interface?

- A. PE-A(config-if)#ip pim sparse-mode
- B. PE-A(config-if)#no ip pim bsr-border
- C. PE-A(config-if)#ip igmp version 3
- D. PE-A(config-if)#ip pim sparse-dense-mode

Answer: D

NEW QUESTION 229

Simulation 8



Falak Sawied

Guidelines Topology **Tasks**

R1 and R3 have IBGP neighborship with R2. R3 and R4 have IPv4 and Pv6 EBGP neighborships with each other. Candidates are required to perform the below configuration and verification tasks.

1. Add relevant BGP configurations to R2 to ensure the IBGP neighborships are up on R2. All 7 prefixes of R1 should be learned on R3 via IBGP.
2. Modify and add relevant BGP neighborship configurations to R3 and R4 to ensure the EBGP neighborships are up. Do not use "disable-connected-check." All 7 prefixes of R1 should be learned on R4 via EBGP.
3. Ensure that both R4 and R3 have IPv6 peering, and on R4, the EBGP IPv4 neighborship/IPv6 neighborship is shut down once the number of prefixes received crosses 10.

1. Add relevant BGP configurations to R2 to ensure the IBGP neighborships are up on R2. All 7 prefixes of R1 should be learned on R3 via IBGP.
2. Modify and add relevant BGP neighborship configurations to R3 and R4 to ensure the EBGP neighborships are up. Do not use "disable-connected-check." All 7 prefixes of R1 should be learned on R4 via EBGP.
3. Ensure that both R4 and R3 have IPv6 peering, and on R4, the EBGP IPv4 neighborship/IPv6 neighborship is shut down once the number of prefixes received crosses 10.

Initial configuration with IP addressing and ISIS neighborship has been completed. The candidate must not make any changes to the configurations except to fulfill the tasks listed above.

- A. Mastered
 B. Not Mastered

Answer: A

Explanation:

Solution
 R3
 router bgp 65413 add ipv4
 nei 2.2.2.2 allowas-in
 nei 4.4.4.4 allowas-in add ipv6
 nei 2001:db8:4:4:4::4 allowas-in
 end
 copy run start
 =====
 R2
 router bgp 65413
 nei 1.1.1.1 as-override

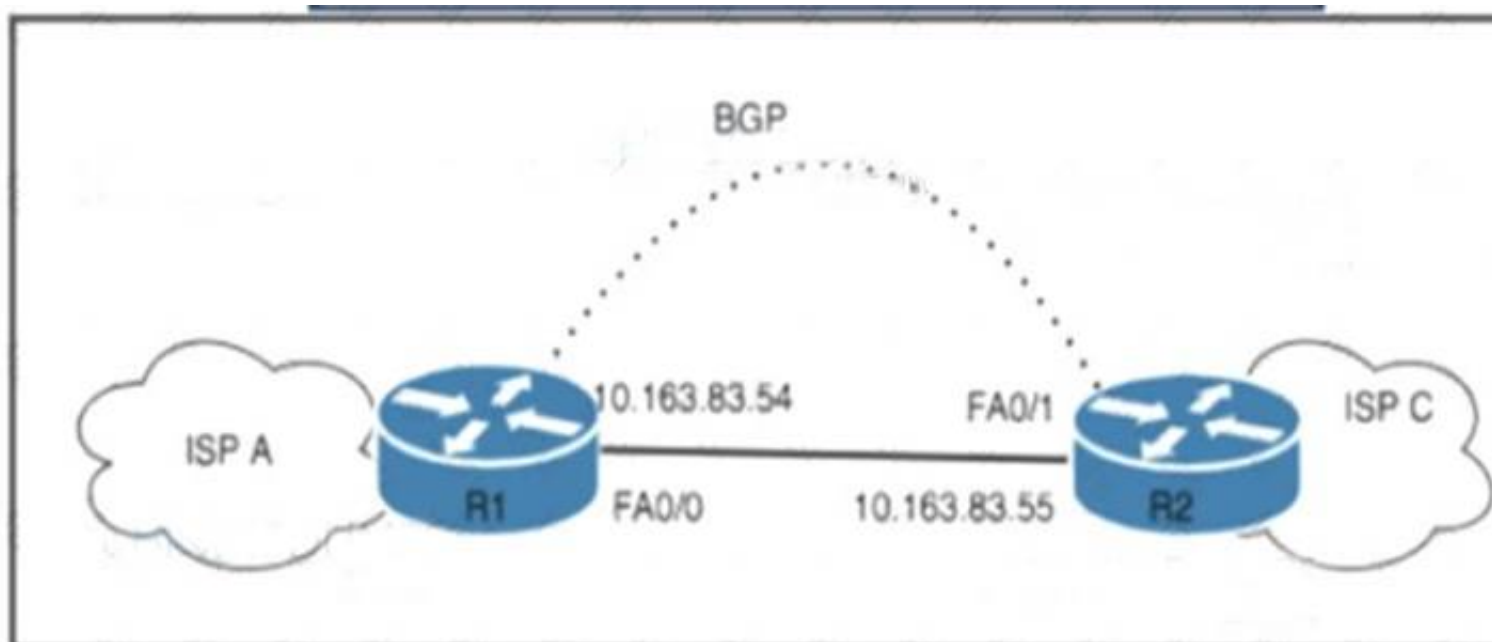
```

nei 3.3.3.3 as-override end
copy run start
=====
R3
router bgp 65413
nei 10.3.4.2 remot 65412
nei 2001:db8:3:4::2 remot 65412
nei 2001:db8:4:4:4:4 remot 65412
nei 2001:db8:4:4:4:4 ebgp-multihop 10 add ip4
nei 10.3.4.2 act ex
add ipv6
nei 2001:db8:4:4:4:4 activate
nei 2001:db8:4:4:4:4 ebgp-multihop 10 nei 2001:db8:3:4::2 act
end
copy run start
=====
R4
router bgp 65412
nei 10.3.4.1 remot 65413
nei 2001:db8:3:3:3:3 remot 65413
nei 2001:db8:3:3:3:3 ebgp-multihop 10 nei 2001:db8:3:4::1 remot 65413
add ipv4
nei 10.3.4.1 remot act
nei 10.3.4.1 prefix-limit 10 add ipv6
nei 2001:db8:3:3:3:3 activate
nei 2001:db8:3:3:3:3 ebgp-multihop 10 nei 2001:db8:3:3:3:3 prefix-limit 10 nei 2001:db8:3:4::1 activate
nei 2001:db8:3:4::1 prefix-limit 10 end
copy run start

```

NEW QUESTION 231

Refer to the exhibit.



ISP A has a BGP peering with ISP C with the maximum-prefix 150 configuration on R1. After a recent security breach on the ISP A network, a network engineer has been asked to enable a lightweight security mechanism to protect the R1 CPU and BGP membership from spoofing attacks. Which solution must ISP A implement?

- A. Configure bgp maxas-limit 1 in the IPv4 address family under the global BGP configuration.
- B. Configure neighbor 10.163.83.54 enable-connected-check under the BGP IPv4 address family.
- C. Configure neighbor 10.163.83.55 password Cisco under the global BGP IPv4 address family.
- D. Configure neighbor 10.163.83.55 ttl-security hops 2 under the global BGP configuration.

Answer: D

NEW QUESTION 236

An engineer configures a Cisco MPLS tunnel to improve the streaming experience for the clients of a video-on-demand server. Which action must the engineer perform to configure extended discovery to support the MPLS LDP session between the headend and tailend routers?

- ☒ Configure the interface bandwidth to handle TCP and UDP traffic between the LDP peers.
- ☐ Configure a Cisco MPLS TE tunnel on both ends of the session.
- ☐ Configure an access list on the interface to permit TCP and UDP traffic.
- ☐ Configure a targeted neighbor session.

- A. Option A
- B. Option B
- C. Option C
- D. Option D

Answer: D

NEW QUESTION 239

Refer to the exhibit:

```
ip flow-export source loopback 0
ip flow-export destination 192.168.1.1
ip flow-export version 9 origin-as
```

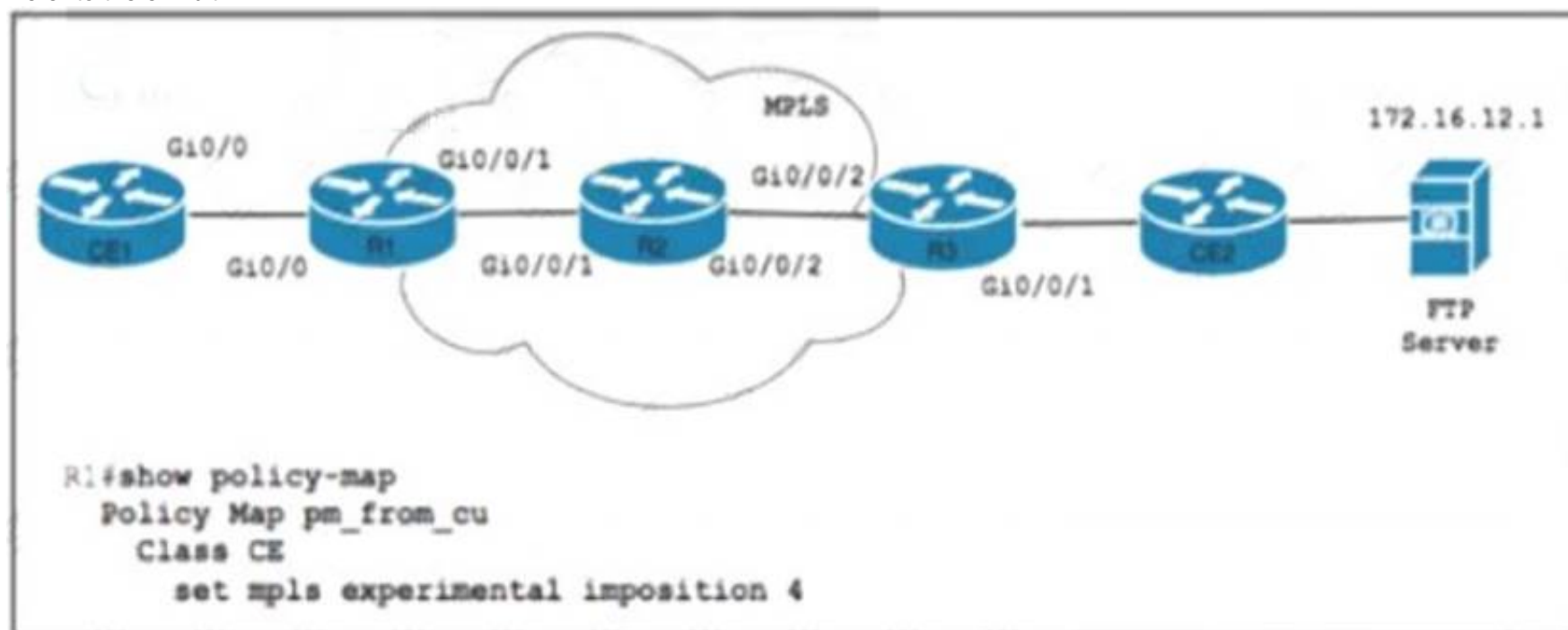
Export statistics received do not include the BGP next hop. Which statement about the NetFlow export statistics is true?

- A. Only the origin AS of the source router will be included in the export statistics.
- B. Loopback 0 must be participating in BGP for it to be included in the export statistics.
- C. The origin AS and the peer-as will be included in the export statistics.
- D. To include the BGP next hop in the export statistics, those keywords must be included with the version 9 entry.

Answer: D

NEW QUESTION 244

Refer to the exhibit.



Router R1 is configured with class map CE with match Ip precedence critical to align with customer contract SLAs. The customer is sending all traffic from CE1 toward the FTP server with IP precedence 5. A network engineer must allow 10% of interface capacity on router R3. Which two actions must the engineer take to accomplish the task? (Choose two)

- A. Implement a class map on R1 to match all packets with QoS IP precedence value 100.
- B. Implement a class map on R3 to match all packets with QoS IP precedence value 101.
- C. Apply a policy map to R1 to reserve the remaining 10% of interface bandwidth.
- D. Apply a policy map to R3 to reserve 10% of interface bandwidth.
- E. Implement a class map on R3 to match all packets with QoS IP precedence.

Answer: BD

NEW QUESTION 247

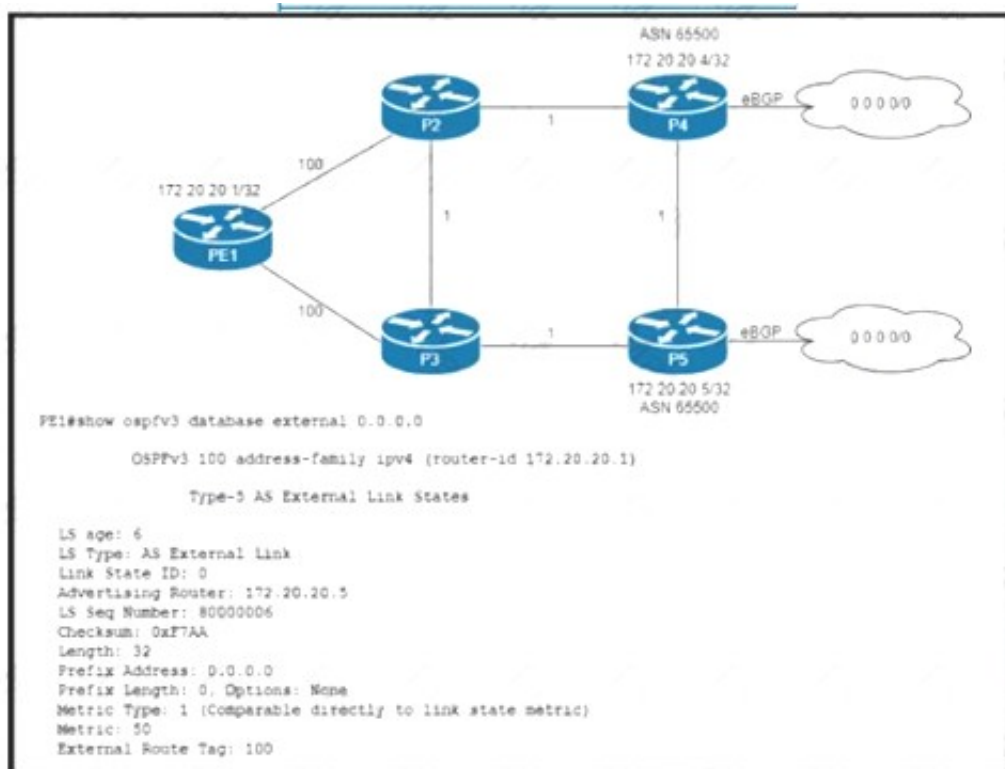
Which BGP attribute is used first when determining the best path?

- A. origin
- B. AS path
- C. local preference
- D. weight

Answer: D

NEW QUESTION 251

Refer to the exhibit.



Router P4 and P5 receive the 0.0.0.0/0 route from the ISP via eBGP peering P4 is the primary Internet gateway router, and P5 is its Backup. P5 is already advertising a default route into OSPF domain. Which configuration must Be applied to P4 so that advertises a default route Into OSPF and Becomes me primary internet gateway for the network?

- ☐ configure terminal
router ospfv3 100
address-family ipv4 unicast
default-information originate always metric 40 metric-type 1
end
- ☐ configure terminal
router ospfv3 100
address-family ipv4 unicast
default-information originate metric 40 metric-type 2
end
- ☐ configure terminal
router ospfv3 100
address-family ipv4 unicast
default-information originate metric 40 metric-type 1
end
- ☐ configure terminal
router ospfv3 100
address-family ipv4 unicast
redistribute bgp 65500 metric 40 metric-type 1
end

- A. Option A
- B. Option B
- C. Option C
- D. Option D

Answer: C

NEW QUESTION 254

Refer to the exhibit:

```

class-map match-any class1
match-protocol ipv4
match qos-group 4
  
```

A network engineer is implementing QoS services. Which two statements about the QoS-group keyword on Cisco IOS XR 3re true? (Choose two)

- A. The QoS group numbering corresponds to priority level
- B. QoS group marking occurs on the ingress
- C. It marks packets for end to end QoS pokey enforcement across the network
- D. QoS group can be used in fabric QoS policy as a match criteria
- E. It cannot be used with priority traffic class

Answer: BD

Explanation:

https://www.cisco.com/c/en/us/td/docs/routers/ncs6000/software/ncs6k_r6-1/qos/configuration/guide/b-qos-cg-n Fabric QoS policy class maps are restricted to matching a subset of these classification options:
precedence dscp
qos-group discard-class
mpls experimental topmost

NEW QUESTION 258

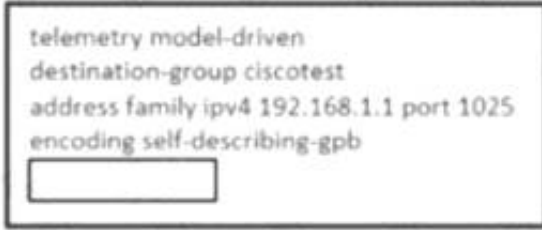
What are two features of stateful NAT64? (Choose two.)

- A. It uses address overloading.
- B. It provides 1:N translations, so it supports an unlimited number of endpoints.
- C. It requires IPv4-translatable IPv6 address assignments.
- D. It requires the IPv6 hosts to use either DHCPv6-based address assignments or manual address assignments.
- E. It provides 1:1 translation, so it supports a limited number of endpoints.

Answer: AB

NEW QUESTION 260

Refer to the exhibit.



A Cisco engineer is implementing gRPC dial-out on an ASR. Receiver 192.168 1.1 will be assigned one of the subscriptions, and it will manage the ASR. Which command is needed to complete the router configuration?

- A. protocol grpc
- B. protocol all
- C. protocol tcp
- D. protocol any

Answer: C

Explanation:

- **Transmission Control Protocol (TCP):** used for only dial-out mode.
- **User Datagram Protocol (UDP):** used for only dial-out mode.

NEW QUESTION 264

Drag and drop the functions from the left onto the correct Path Computation Element Protocol roles on the right

calculates paths through the network	Path Computation Element <div style="background-color: #fff9c4; height: 30px; margin-bottom: 5px;"></div> <div style="background-color: #fff9c4; height: 30px; margin-bottom: 5px;"></div> <div style="background-color: #fff9c4; height: 30px;"></div>
keeps TE topology database information	
sends path calculation request	
sends path creation request	Path Computation Client <div style="background-color: #fff9c4; height: 30px; margin-bottom: 5px;"></div> <div style="background-color: #fff9c4; height: 30px;"></div>
sends path status updates	

- A. Mastered
- B. Not Mastered

Answer: A

Explanation:

Path Computation Element (Calculates paths through the network, keeps TE topology database information, sends path status updates)

Path computation Client (sends path calculation request, sends path creation request)

Path Computation Element (PCE)

Represents a software module (which can be a component or application) that enables the router to compute paths applying a set of constraints between any pair of nodes within the router's TE topology database. PCEs are discovered through IGP.

Path Computation Client (PCC)

Represents a software module running on a router that is capable of sending and receiving path computation requests and responses to and from PCEs. The PCC is typically an LSR (Label Switching Router).

https://www.cisco.com/c/en/us/td/docs/routers/crs/software/crs_r5-3/mpls/configuration/guide/b-mpls-cg53x-crs

NEW QUESTION 268

After a possible security breach, the network administrator of an ISP must verify the times that several different users logged into the network. Which command must the administrator enter to display the login time of each user that activated a session?

- A. show netconf-yang sessions detail
- B. show netconf-yang datastores
- C. show platform software yang-management process
- D. show netconf-yang sessions

Answer: A

Explanation:

https://www.cisco.com/c/en/us/td/docs/ios-xml/ios/prog/configuration/167/b_167_programmability_cg/configur

```
Device# show netconf-yang sessions detail
```

```
R: Global-lock on running datastore
```

```
C: Global-lock on candidate datastore
```

```
S: Global-lock on startup datastore
```

```
Number of sessions      : 1
```

```
session-id              : 19
```

```
transport                : netconf-ssh
```

```
username                : admin
```

```
source-host              : 2001:db8::1
```

```
login-time               : 2018-10-26T12:37:22+00:00
```

```
in-rpcs                  : 0
```

```
in-bad-rpcs              : 0
```

```
out-rpc-errors           : 0
```

```
out-notifications        : 0
```

```
global-lock              : None
```

NEW QUESTION 270

Refer to the exhibit.



An engineer is scripting ACLs to handle traffic on the given network. The engineer must block users on the network between R1 and R2 from leaving the network through R5. but these users must still be able to access all resources within the administrative domain. How must the engineer implement the ACL configuration?

- A. Configure an ACL that permits traffic to any internal address, and apply it to the R5 interfaces to R3 and R4 in the egress direction
- B. Configure a permit any ACL on the R1 interface to R2 in the egress direction, and a deny any ACL on the interface in the ingress direction
- C. Configure an ACL that permits traffic to all internal networks and denies traffic to any external address, and apply it to the R2 interface to R1 in the ingress direction.
- D. Configure an ACL that denies traffic to any internal address and denies traffic to any external address, and apply it to the R5 interfaces to R3 and R4 in the ingress direction

Answer: C

NEW QUESTION 272

Which two IS-IS parameters must match before two Level 2 peers can form an adjacency? (Choose two)

- A. authentication settings
- B. area ID
- C. system ID
- D. MTU
- E. hello timer setting

Answer: AD

NEW QUESTION 274

Refer to the exhibit.


```
R1(config)# router isis areal
R1(config-router)# net 49.0001.0000.0000.000b.00

R1(config-router)# interface loopback 0
R1(config-if)# ipv6 address 2001:0000:1001:1000::1/128
R1(config-if)# exit

R1(config)# interface Ethernet 1/2
R1(config-if)# ipv6 address 2001:0000:1001:100A::1/64
R1(config-if)# ipv6 router isis areal
R1(config-if)# exit
```

A network engineer with an employee id: 3812:12:993 has started to configure router R1 for IS-IS as shown. Which additional configuration must be applied to configure the IS-IS instance to advertise only network prefixes associated to passive interfaces?

- ☒ R1(config)# router isis area1
R1(config-router)# passive-interface loopback 0
R1(config-router)# address-family ipv6
R1(config-router-af)# advertise passive-only
- ☐ R1(config-router)# address-family ipv6
R1(config-router-af)# advertise passive-only
- ☐ R1(config)# router isis area1
R1(config-router)# loopback 0 passive-interface
R1(config-router)# address-family ipv6
R1(config-router-af)# prc-interval 20
- ☐ R1(config)# router isis area1
R1(config-router)# passive-interface loopback 0

- A. Option A
- B. Option B
- C. Option C
- D. Option D

Answer: A

NEW QUESTION 279

A network operator needs to implement PIM-SSM multicast configuration on customer's network so that users in different domains are able to access and stream live traffic. Which two actions must the engineer perform on the network to make the streaming work? (Choose two.)

- A. Configure at least one MSDP peer on the network
- B. Enable IGMP version 2 at the interface lever.
- C. Enable PIM sparse mode on the device.
- D. Enable IGMP version 3 at the interface level.
- E. Enable PM dense mode on the device.

Answer: AD

NEW QUESTION 284

Refer to the exhibit:

```
interface gigabitethernet1/0/1
switchport mode access
switchport access vlan 5
channel-group 1 mode desirable
```

An engineer is preparing to implement link aggregation configuration. Which statement al about this configuration is true?

- A. The switch port actively sends packets to negotiate an EtherChannel using PAgP
- B. The switch port accepts LACP and PAgP packets from a connected peer and negotiate an EtherChannel using the common EtherChannel mode.
- C. The switch port passively negotiates an EtherChannel if it receives PAgP packets from a connected peer
- D. The switch port negotiates an EtherChannel if it receives LACP packets from a connected peer

Answer: A

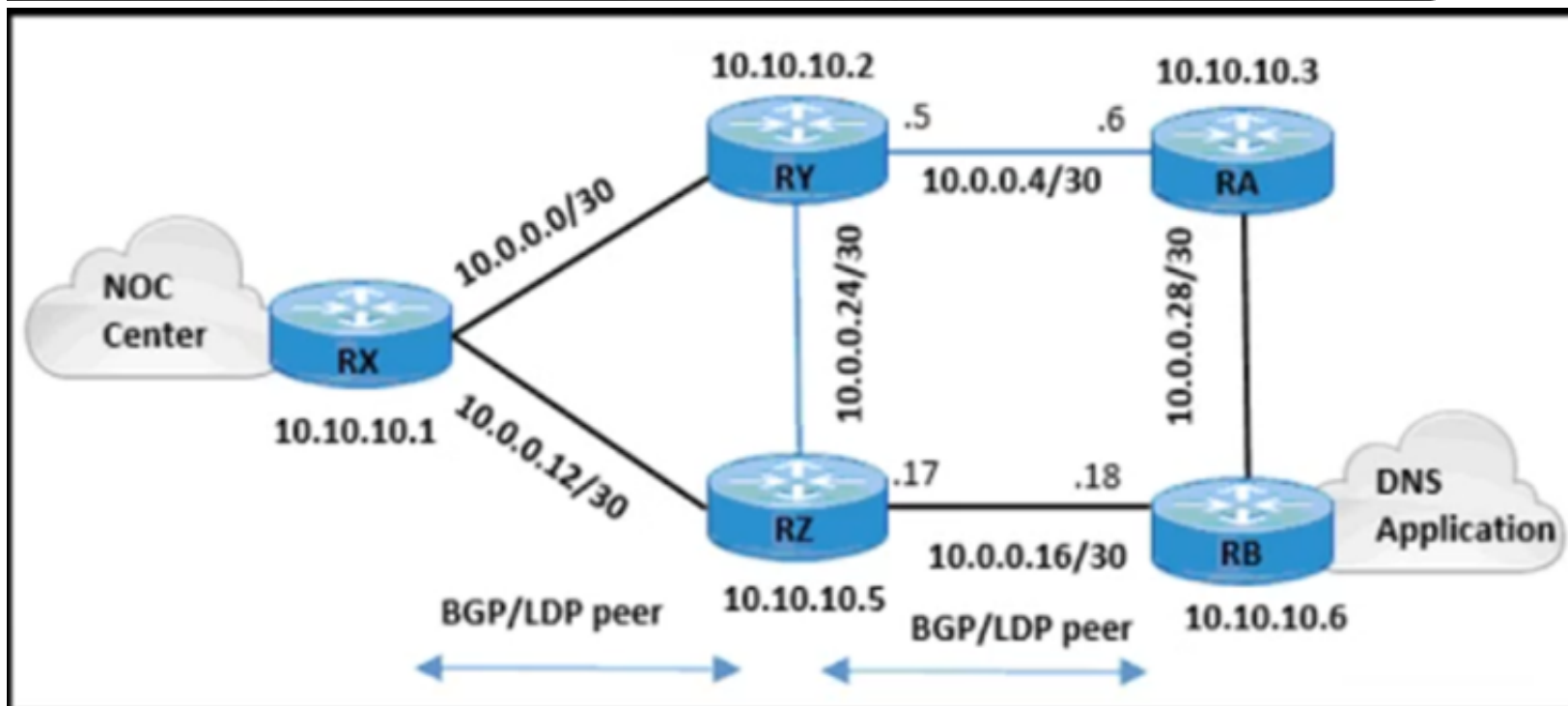
NEW QUESTION 287

Refer to the exhibit.

```

RX#
class-map match-all Routing
match access-group 150
class-map match-all Management
match access-group 151
!
policy-map RTR_CoPP
class Routing
police 1000000 50000 50000 conform-action transmit exceed-action transmit
class Management
police 100000 20000 20000 conform-action transmit exceed-action drop
!
access-list 150 permit tcp any gt 1024 10.0.0.0 0.0.0.255 eq bgp
access-list 150 permit tcp any eq bgp 10.0.0.0 0.0.0.255 gt 1024 established
access-list 151 permit tcp 192.168.10.0 0.0.0.255 10.0.1.0 0.0.0.255 eq telnet
access-list 151 permit tcp 192.168.10.0 0.0.0.255 eq telnet 10.0.1.0 0.0.0.255 established
access-list 151 permit tcp 192.168.10.0 0.0.0.255 10.0.1.0 0.0.0.255 eq 22
access-list 151 permit tcp 192.168.10.0 0.0.0.255 eq 22 10.0.1.0 0.0.0.255 established
access-list 151 permit udp 192.168.10.0 0.0.0.255 10.0.1.0 0.0.0.255 eq snmp
access-list 151 permit tcp 192.168.10.0 0.0.0.255 10.0.1.0 0.0.0.255 eq www
access-list 151 permit udp 192.168.10.0 0.0.0.255 10.0.1.0 0.0.0.255 eq 443
access-list 151 permit tcp 192.168.10.0 0.0.0.255 10.0.1.0 0.0.0.255 eq ftp
access-list 151 permit tcp 192.168.10.0 0.0.0.255 10.0.1.0 0.0.0.255 eq ftp-data
access-list 151 permit udp 192.168.10.0 0.0.0.255 10.0.1.0 0.0.0.255 eq syslog
access-list 151 permit udp 172.16.10.0 0.0.0.255 eq domain 10.0.1.0 0.0.0.255

```



The engineering team wants to limit control traffic on router RX with the following IP address assignments:

- Accepted traffic for router: 10.0.0.0/24
- NOC users IP allocation: 192.168.10.0/24

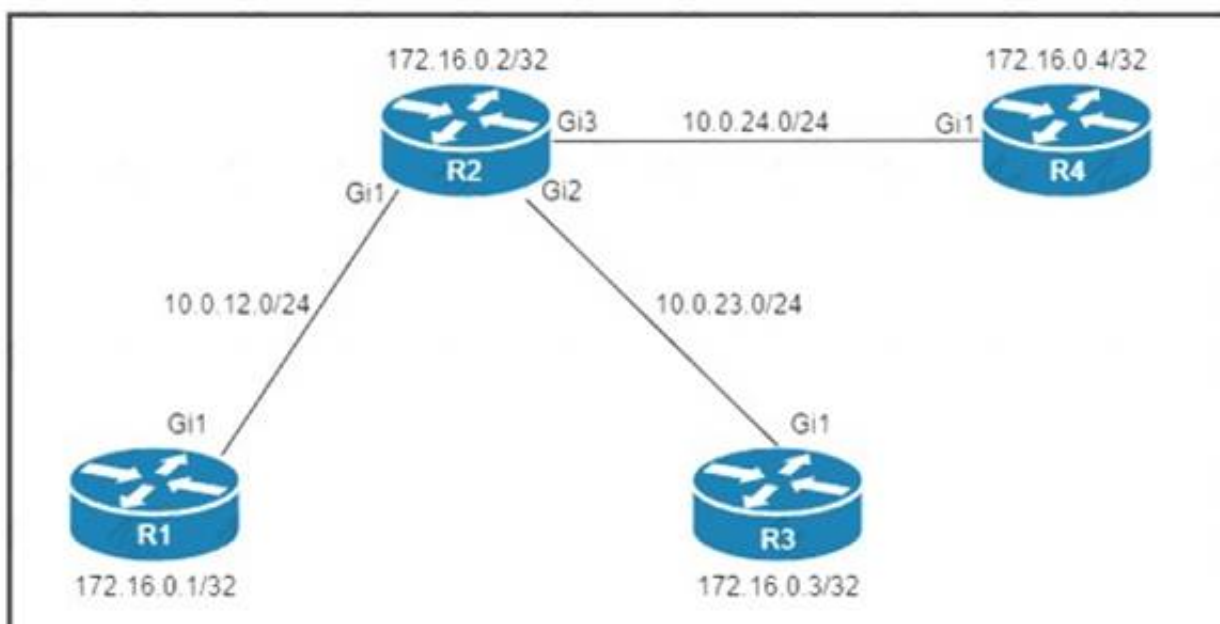
Which additional configuration must be applied to RX to apply the policy for MSDP?

- RX(config)#access-list 151 permit tcp any gt 1024 10.10.0.0 0.0.0.255 eq 639RX(config)#access-list 151 permit tcp any eq 639 10.10.0.0 0.0.0.255 gt 1024 established
- RX(config)#access-list 150 permit tcp any gt 1024 10.0.0.0 0.0.0.255 eq 639RX(config)#access-list 150 permit tcp any eq 639 10.0.0.0 0.0.0.255 gt 1024 established
- RX(config)#access-list 151 permit tcp any 10.0.0.0 0.0.0.255 eq 639RX(config)#access-list 151 permit udp any 10.0.0.0 0.0.0.255 eq 639
- RX(config)#access-list 150 permit tcp any 10.0.0.0 0.0.0.255 eq 639RX(config)#access-list 150 permit udp any 10.0.0.0 0.0.0.255 eq 639

Answer: B

NEW QUESTION 288

Refer to the exhibit.



Which configuration must be applied to each of the four routers on the network to reduce LDP LIB size and advertise label bindings for the /32 loopback IP space only?

☐ config t
ip prefix-list LOOPBACKS seq 5 permit 0.0.0.0/0 le 32
mpls ldp label
allocate global prefix-list LOOPBACKS
end

☐ config t
access-list 10 permit 172.16.0.0 0.0.0.7
access-list 20 permit 10.0.0.0 0.0.31.255
no mpls ldp advertise-labels
mpls ldp advertise-labels for 10 to 20
end

☐ config t
access-list 10 permit 172.16.0.0 0.0.0.7
access-list 20 permit 172.16.0.0 0.0.0.7
no mpls ldp advertise-labels
mpls ldp advertise-labels for 10 to 20
end

☐ config t
mpls ldp label
allocate global host-routes
end

- A. Option A
- B. Option B
- C. Option C
- D. Option D

Answer: A

NEW QUESTION 292

Which OoS model allows hosts to report their QoS needs to the network?

- A. DiffServ
- B. CB-WFQ
- C. IntServ
- D. MQC

Answer: A

Explanation:

Text Description automatically generated with medium confidence

To facilitate true end-to-end QoS on an IP-network, the Internet Engineering Task Force (IETF) has defined two models: Integrated Services (IntServ) and Differentiated Services (DiffServ). IntServ follows the signaled-QoS model, where the end-hosts signal their QoS needs to the network, while DiffServ works on the provisioned-QoS model, where network elements are set up to service

NEW QUESTION 293


A network engineer must enable the helper router to terminate the OSPF graceful restart process if it detects any changes in the LSA. Which command enables this feature?

- A. nsf ietf helper disable
- B. nsf cisco enforce global
- C. nsf ietf helper strict-lsa-checking
- D. nsf Cisco helper disable

Answer: C

NEW QUESTION 298

Refer to the exhibit.



A network engineer received a complaint about these problems in OSPF stub area 100:

- The Ethernet link is down between routers RX and RY because the fiber was cut.
- CE site A traffic to the hub site is being dropped. Which action resolves these issues?

- A. Set the OSPF authentication type to MD5 between RX and RY DUMPS
- B. Change the OSPF area 100 type to stub on RZ.
- C. Change the OSPF priority to 100 on the interfaces that connect RX and RY.
- D. DUMPS Set the OSPF MTU to 1500 on the link between RX and RZ.

Answer: B

NEW QUESTION 299

What is the role of NFVI?

- A. domain name service
- B. intrusion detection
- C. monitor
- D. network address translation

Answer: C

NEW QUESTION 304

An ISP Is Implementing end-to-end fault monitoring for a customer based on the IEEE 802.3ah standard. The solution must detect when 15 or more corrupted Ethernet packets arrive within 10 ms and stop propagating traffic through the ISP backbone network or to the customer side. Which configuration must the ISP engineer apply?

- A. ethernet oam link-monitoring enableethernet oam link-monitor crc-errors ingress time-window 10ethernet oam link-monitor crc-errors ingress threshold high 15 ethernet oam link-monitor crc-errors egress time-window 10 ethernet oam link-monitor crc-errors egress threshold high 15 ethernet oam link-monitor high-threshold action shutdown-interface
- B. ethernet oam link-monitoringethernet oam link-monitor receive-crc window 15 ethernet oam link-monitor receive-crc threshold high 10ethernet oam link-monitor high-threshold action disable-interface
- C. ethernet oamethernet oam link-monitor receive-crc window 10 ethernet oam link-monitor receive-crc threshold high 15 ethernet oam link-monitor transmit-crc window 10 ethernet oam link-monitor transmit-crc threshold high 15ethernet oam link-monitor high-threshold action errordisable-interface
- D. ethernet oam link-monitoring global enableethernet oam link-monitor receive crc-errors period 15 ethernet oam link-monitor receive crc-errors limit 15 ethernet oam link-monitor transmit crc-errors period 10 ethernet oam link-monitor transmit crc-errors limit 15 ethernet oam link-monitor limit action error-disable interface

Answer: C

NEW QUESTION 307

Refer to the exhibit.

Router 1:

```
snmp-server group group1 v3 noauth
snmp-server user testuser group1 remote 192.168.0.254
snmp-server host 192.168.0.254 informs version 3 noauth testuser config
```

A network engineer is deploying SNMP configuration on client's routers. Encrypted authentication must be included on router 1 to provide security and protect message confidentially. Which action should the engineer perform on the routers to accomplish this task?

- A. snmp-server host 192.168.0.254 informs version 3 auth testuser config.
- B. snmp-server user testuser group 1 remote 192.168.0.254 v3 auth md5 testpassword
- C. snmp-server group group 1 v3 auth.
- D. snmp-server community public

Answer: B

NEW QUESTION 309

A network engineer must collect traffic statistics for an internal LAN toward the internet. The sample must include the source and destination IP addresses, the destination ports, the total number of bytes from each flow using a 64-bit counter, and all transport flag information. Because of CPU limits, the flow collector processes samples that are a maximum of 20 seconds long. Which two configurations must the network engineer apply to the router? (Choose two.)

- ☒ **collect ipv4 tcp protocol**
- ☒ **collect ipv4 destination address**
- ☒ **collect tcp destination-port**
- ☒ **collect application name**
- ☒ **collect interface output**
- ☒ **collect ipv4 cos**
- ☒ **match ipv4 destination**
- ☒ **match ipv4 port**
- ☒ **match counter packets**
- ☒ **match flow direction**
- ☒ **match transport tcp-flags**
- ☐ **match ipv4 protocol**
- ☐ **match ipv4 source address**
- ☐ **match ipv4 destination address**
- ☐ **match transport destination-port**
- ☐ **match interface output**
- ☐ **collect ipv4 source mask**
- ☐ **collect ipv4 source prefix**
- ☐ **collect ipv4 destination prefix**
- ☐ **collect ipv4 destination mask**
- ☐ **collect transport tcp destination-port**
- ☐ **collect counter bytes long**
- ☐ **collect flow direction**
- ☐ **collect transport tcp flags**

- ☐ collect ipv4 protocol
 - ☐ collect ipv4 source address
 - ☐ collect ipv4 destination address
 - ☐ collect application name
 - ☐ collect interface output
 - ☐ match ipv4 source-prefix
 - ☐ match ipv4 destination-prefix
 - ☐ match counter bytes
 - ☐ match flow direction
 - ☐ match transport tcp-flags
-
- ☐ cache-period timer active 20
 - ☐ data export timeout 2
-
- ☐ cache timeout active 20
 - ☐ template data timeout 120

- A. Option A
- B. Option B
- C. Option C
- D. Option D
- E. Option E

Answer: BE

NEW QUESTION 314

Refer to the exhibit:

```
snmp-server community ciscotest ro 2
```

What is significant about the number 2 in the configuration?

- A. It is the numeric name of the ACL that contains the list of SNMP managers with access to the agent
- B. It dictates the number of sessions that can be open with the SNMP manager
- C. It indicates two SNMP managers can read and write with the agent using community string cisco test
- D. It represents the version of SNMP running

Answer: A

NEW QUESTION 319

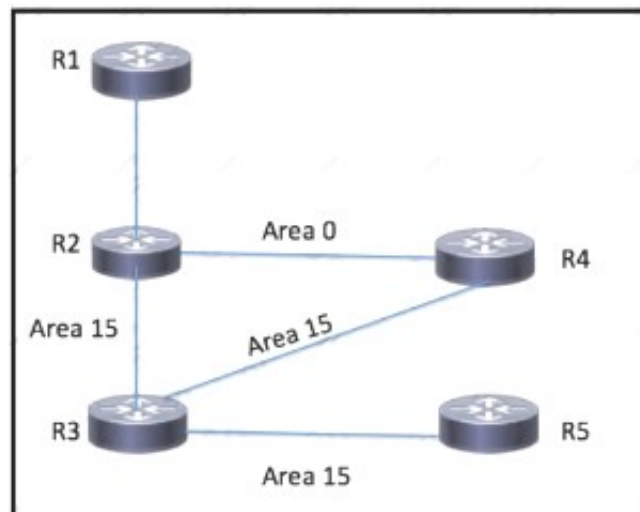
What is a characteristic of prefix segment identifier?

- A. It contains a router to a neighbor
- B. It contains the interface address of the device per each link
- C. It is globally unique.
- D. It is locally unique.

Answer: C

NEW QUESTION 321

Refer to the exhibit.



An engineer has started to configure a router for OSPF, as shown Which configuration must an engineer apply on the network so that area 15 traffic from R5 to R1 will prefer the route through R4?

- A. Place the link between R3 and R5 in a stub area to force traffic to use the route through R4.
- B. Increase the cost on the link between R2 and R4, to influence the path over R3 and R4.
- C. Implement a multiarea adjacency on the link between R2 and R4, with the cost manipulated to make the path through R4 preferred.
- D. Implement a sham link on the between R3 and R2 to extend area 0 area 15.

Answer: B

NEW QUESTION 325

Refer to the exhibit:

```
R1
router bgp 65000
router-id 192.168.1.1
neighbor 192.168.1.2 remote-as 65012
neighbor 192.168.1.2 local-as 65112
```

A network engineer is implementing a BGP protocol. Which effect of the local-as keyword in this configuration is true?

- A. It enables peer 192.168.1.2 to establish a BGP relationship with R1 using AS 65012 and the VPNv4 address family
- B. It enables peer 192.168.1.2 to establish a BGP relationship with R1 using AS 65012 without additional configuration
- C. It enables peer 192.168.1.2 to establish a BGP relationship with R1 using AS 65112 and the VPNv4 address family
- D. It enables peer 192.168.1.2 to establish a BGP relationship with R1 using AS 65112 without additional configuration.

Answer: D

Explanation:

<https://www.cisco.com/c/en/us/support/docs/ip/border-gateway-protocol-bgp/13761-39.html>

NEW QUESTION 326

Which CLI mode must be used to configure the BGP keychain in Cisco IOS XR software?

- A. global configuration mode
- B. routing configuration mode
- C. BGP neighbor configuration
- D. mode BGP address-family configuration mode

Answer: A

NEW QUESTION 327

An engineer working for a telecommunication company with an employee ID: 4460:35:466 must configure an OSPF router in a multivendor network so that it performs NSF in the event of a route processor switchover. Which configuration must the engineer apply?

- A. router ospf 1 nsf Cisco
- B. router ospf 1 nsf ietf
- C. router ospf 1 nsf ietf helper
- D. router ospf 1 nsf Cisco helper

Answer: B

NEW QUESTION 332

A customer has requested that the service provider use a Cisco MPLS TE tunnel to force the E-line service to take a specific route What is used to send the traffic over the tunnel?

- A. static route
- B. preferred path
- C. forwarding adjacency
- D. autoroute destination

Answer: B

Explanation:

https://www.cisco.com/c/en/us/td/docs/ios/12_2sr/12_2sra/feature/guide/srtunsel.html#wp1057815

NEW QUESTION 335

Which benefit is provided by FRR?

- A. It provides fast forwarding path failure detection times for all media.
- B. It provides rapid failure detection between forwarding engines.
- C. It provides performance data for the service provider network.
- D. It protects Cisco MPLS TE LSPs from link and node failures.

Answer: D

NEW QUESTION 339

What causes multicast traffic to permanently stay on the shared tree and not switch to the source tree?

- A. The SPT threshold is set to infinity.
- B. The RP IP address is configured incorrectly.
- C. The RP announcements are being filtered.
- D. SSM range is being used.

Answer: C

Explanation:

Network administrators can force traffic to stay on the shared tree by using the Cisco IOS `ip pim spt-threshold infinity` command.

https://www.cisco.com/c/en/us/td/docs/ios/solutions_docs/ip_multicast/White_papers/mcst_ovr.html

NEW QUESTION 340

Refer to the exhibit.

```
CE1#
interface FastEthernet0/0/1
description **** HUB CE router ****
ip address 10.0.12.1 255.255.255.0

router ospf 100
log-adjacency-changes
network 10.0.12.0 0.0.255.255 area 0

CE2#
interface Serial0/0/9
description **** SPOKE CE router ****
encapsulation ppp
ip address 10.0.12.12 255.255.255.0

router ospf 100
log-adjacency-changes
network 10.0.12.0 0.0.255.255 area 0
```

A network engineer is configuring customer edge routers to finalize a L2VPN over MPLS deployment. Assume that the AToM L2VPN service that connects the two CEs is configured correctly on the service provider network. Which action causes the solution to fail?

- A. A loopback with a /32 IP address has not been used
- B. OSPF does not work with L2VPN services
- C. The xconnect statement has not been defined
- D. The routing protocol network types are not compatible

Answer: D

NEW QUESTION 342

Which action does the ingress VTEP perform on traffic between EVPN VXLAN overlays?

- A. routing and tunneling when doing symmetric IRB
- B. routing when doing asymmetric IRB
- C. routing and bridging when doing asymmetric IRB
- D. bridging when doing symmetric IRB

Answer: C

Explanation:

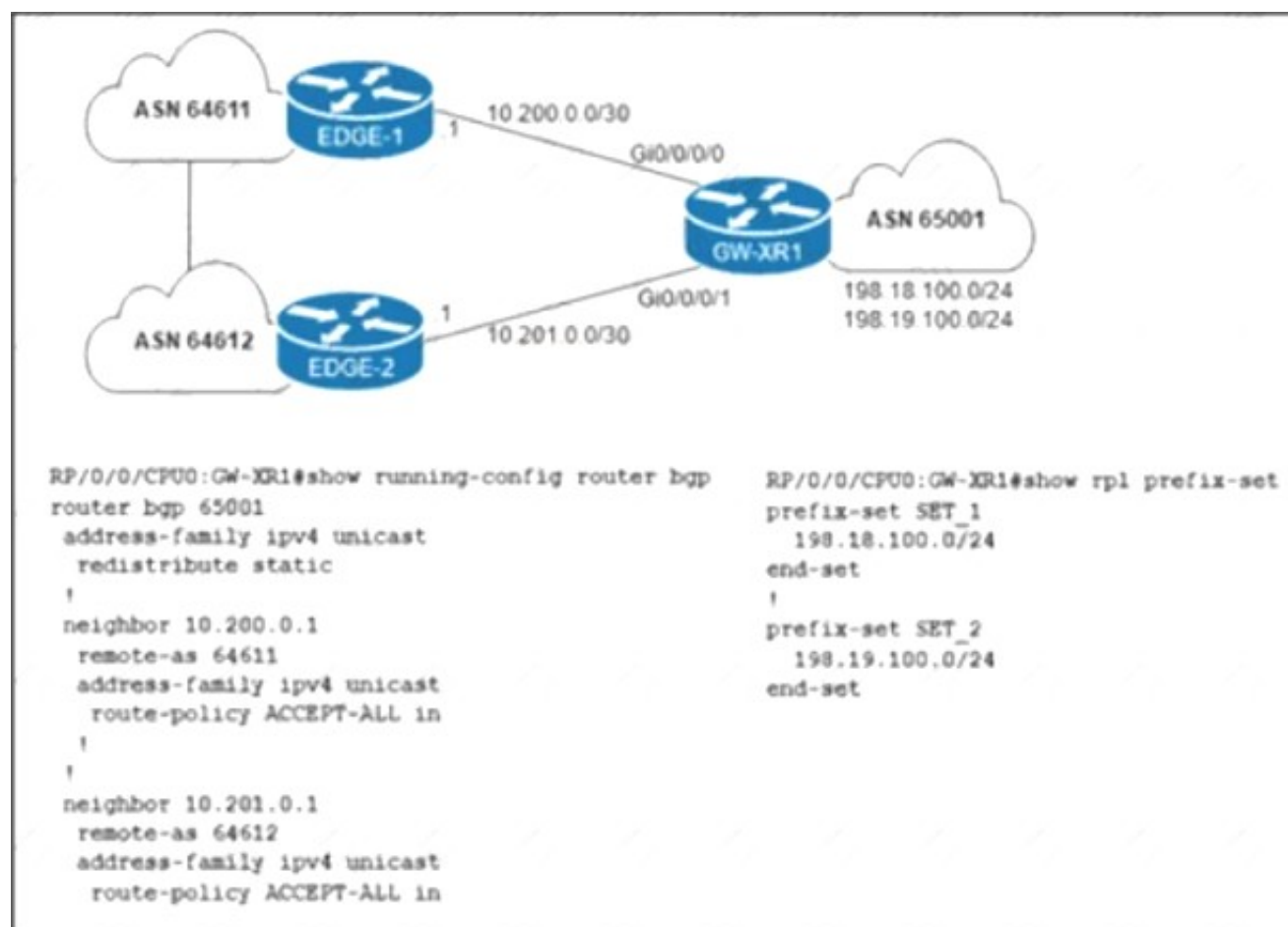
Asymmetric IRB

With asymmetric IRB, the ingress VTEP performs both Layer-2 bridging and Layer-3 routing lookup, whereas the egress VTEP performs only Layer-2 bridging lookup.

<https://www.cisco.com/c/en/us/products/collateral/switches/nexus-9000-series-switches/guide-c07-734107.html>

NEW QUESTION 345

Refer to the exhibit.



The network engineer who manages ASN 65001 must configure a BGP routing policy on GW-XR1 with these requirements:

- Advertise locally-originated routes and /24 prefixes assigned within the 198.18.0.0/15 range. All other prefixes must be dropped.
- Reachability to 198.18.100.0/24 must be preferred via the EDGE-1 connection.
- Reachability to 198.19.100.0/24 must be preferred via the EDGE-2 connection. Which configuration must the network engineer implement on GW-XR1?

A. Graphical user interface, text, application Description automatically generated

```

configure terminal
route-policy EBGP-STANDARD-OUT($PREFIX_LIST, $PREPEND, $NUM_TIMES)
  if as-path is-local then
    pass
  else
    drop
  endif
  if destination in (198.18.0.0/15 eq 24) then
    pass
  else
    drop
  endif
  if destination in $PREFIX_LIST then
    prepend as-path $PREPEND $NUM_TIMES
  else
    done
  endif
end-policy
!
router bgp 65001
 neighbor 10.200.0.1
 address-family ipv4 unicast
 route-policy EBGP-STANDARD-OUT(SET_1, 64611, 1) out
 !
 neighbor 10.201.0.1
 address-family ipv4 unicast
 route-policy EBGP-STANDARD-OUT(SET_2, 64612, 1) out
 end

```

B. Text Description automatically generated


```

configure terminal
route-policy EBGp-STANDARD-OUT($PREFIX_LIST, $PREPEND, $NUM_TIMES)
  if as-path is-local then
    pass
  else
    drop
  endif
  if destination in (198.18.0.0/15 eq 24) then
    pass
  else
    drop
  endif
  if destination in $PREFIX_LIST then
    prepend as-path $PREPEND $NUM_TIMES
  else
    done
  endif
end-policy
!
router bgp 65001
neighbor 10.200.0.1
address-family ipv4 unicast
route-policy EBGp-STANDARD-OUT(SET_2, 65001, 2) out
!
neighbor 10.201.0.1
address-family ipv4 unicast
route-policy EBGp-STANDARD-OUT(SET_1, 65001, 2) out
end

```

C. Graphical user interface, text, application, letter, email Description automatically generated

```

configure terminal
route-policy EBGp-STANDARD-OUT($PREFIX_LIST, $PREPEND, $NUM_TIMES)
  if as-path is-local then
    done
  endif
  if destination in (198.18.0.0/15 eq 24) then
    pass
  endif
  if destination in $PREFIX_LIST then
    prepend as-path $PREPEND $NUM_TIMES
  else
    done
  endif
end-policy
!
router bgp 65001
neighbor 10.200.0.1
address-family ipv4 unicast
route-policy EBGp-STANDARD-OUT(SET_2, 65001, 2) out
!
neighbor 10.201.0.1
address-family ipv4 unicast
route-policy EBGp-STANDARD-OUT(SET_1, 65001, 2) out
end

```

D. Text, letter, email Description automatically generated

```
configure terminal
route-policy EGBP-STANDARD-OUT($PREFIX_LIST, $PREPEND, $NUM_TIMES)
  if as-path is-local then
    pass
  else
    drop
  endif
  if destination in (198.18.0.0/15) then
    pass
  else
    drop
  endif
  if destination-prefix in $PREFIX_LIST then
    prepend as-path $PREPEND $NUM_TIMES
  else
    done
  endif
end-policy
!
router bgp 65001
neighbor 10.200.0.1
address-family ipv4 unicast
route-policy EGBP-STANDARD-OUT(SET_2, 65001, 2) out
!
neighbor 10.201.0.1
address-family ipv4 unicast
route-policy EGBP-STANDARD-OUT(SET_1, 65001, 2) out
end
```

Answer: B

Explanation:

<https://community.cisco.com/t5/mpls/cisco-xr-rpl-destination-vs-destination-prefix/td-p/4587693>

NEW QUESTION 346

Refer to the exhibit:

```
route-policy ciscotest
  if destination in acl10 then
    pass
  else
    set local-preference 300
  endif
end-policy end
```

A network engineer is implementing a BGP routing policy. Which effect of this configuration is true?

- A. All traffic that matches acl10 is allowed without any change to its local-preference
- B. All traffic that matches acl10 is dropped without any change to its local-preference
- C. If traffic matches acl10, it is allowed and its local-preference is set to 300
- D. All traffic is assigned a local-preference of 300 regardless of its destination

Answer: A

NEW QUESTION 351

Refer to the exhibit:

```
Router 1:

ip route 192.0.2.0 255.255.255.0 null 0
ip route 192.168.1.0 255.255.255.0 null 0 tag 1

route-map ddos
match tag 1
set ip next-hop 192.0.2.1
set local-preference 150
set community no export

route-map ddos permit 20

router bgp 65513
 redistribute static route-map ddos

Router 2:

ip route 192.0.2.0 255.255.255.0 null 0
```

An engineer is preparing to implement data plane security configuration. Which statement about this configuration is true?

- A. Router 1 drops all traffic with a local-preference set to 150
- B. All traffic is dropped
- C. All traffic to 192.168.1.0/24 is dropped
- D. Router 1 and Router 2 advertise the route to 192.0.2.0/24 to all BGPFD peers.

Answer: C

NEW QUESTION 353

Refer to the exhibit:

```
https://192.168.1.100/api/mo/uni/tn-ciscotest.xml
```

What is the URL used for with REST API?

- A. It is used to contact a URL filter to determine the efficacy of a web address
- B. It is used to send a TACACS+ authentication request to a server
- C. It is used to send a message to the APIC to perform an operation on a managed object or class operator
- D. It is used to initiate an FTP session to save a running configuration of a device.

Answer: C

NEW QUESTION 356

Refer to the exhibits:

```
“*Apr 30 14:33:43.619: %CLNS-4-AUTH_FAIL: ISIS: LAN I1H authentication failed”.
```

```
R1#show isis neighbors

Tag TEST:
System Id   Type Interface   IP Address   State Holdtime Circuit Id
R2          L2      Fa0/0        UP    9      R2.01

R2#show isis neighbors

Tag TEST:
System Id   Type Interface   IP Address   State Holdtime Circuit Id
R2          L1      Fa0/0        INIT  22      R2.01
R2          L2      Fa0/0        UP    24      R2.01
```

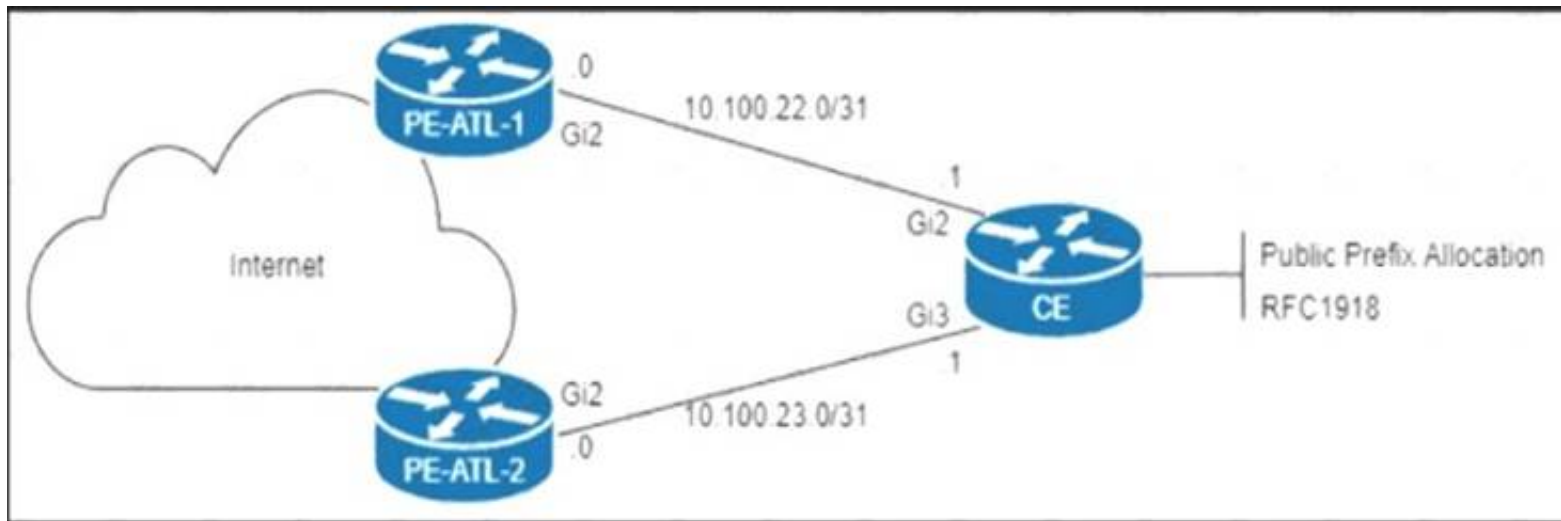
R1 and R2 are directly connected and IS-IS routing has been enabled between R1 and R2 R1 message periodically Based on this output, which statement is true?

- A. IS-IS neighbor authentication is failing for Level 2 first and then for Level 1 PDUs
- B. 1S-1S neighbor authentication is failing for Level 1 and Level 2 PDUs .
- C. IS-IS neighbor authentication is failing for Level 1 PDUs only
- D. IS-IS neighbor authentication is failing for Level 2 PDUs only.

Answer: C

NEW QUESTION 358

Refer to the exhibit.



The CE router is peering with both PE routers and advertising a public prefix to the internet. Routing to and from this prefix will be asymmetric under certain network conditions, but packets must not be discarded. Which configuration must an engineer apply to the two PE routers so that they validate reverse packet forwarding for packets entering their Gi2 interfaces and drop traffic from the RFC1918 space?

- A. ip verify unicast source reachable-via rx allow-default
- B. interface GigabitEthernet 2 ip verify unicast source reachable-via rx
- C. ip verify unicast source reachable-via any allow-default interface GigabitEthernet 2
- D. ip verify unicast source reachable-via any

Answer: D

NEW QUESTION 362

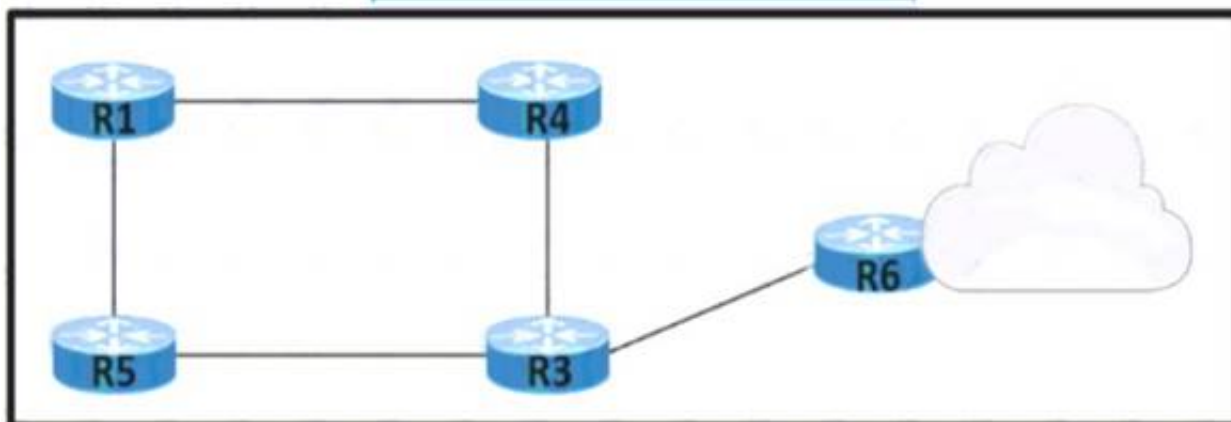
Which role does the Adjacency-SID sub-TLV extension perform in the IS-IS routing protocol?

- A. It is advertised within a TLV-24 (IS-IS Neighbor Adjacency Attribute) to label a specific adjacency between Level1 routers within one IS-IS area.
- B. It is advertised within TLV-136 (Extended IP Reachability) to label a specific node in the network.
- C. It is advertised within TLV-22 (Extended IS Reachability) to label a specific link in a segment routing domain.
- D. It is advertised within TLV-145 (IS-IS Prefix Reachability Information) to label host prefixes on loopback interfaces on Level 2 routers within one

Answer: C

NEW QUESTION 366

Refer to the exhibit. An organization's network recently experienced several significant outages due to device failures. The network administrator just moved the network devices to a new central data center, and packets are switched using labels. The administrator is now implementing NSF on the network to reduce potential risk factors in the event of another outage. Which task must the administrator perform on each router as part of the process?

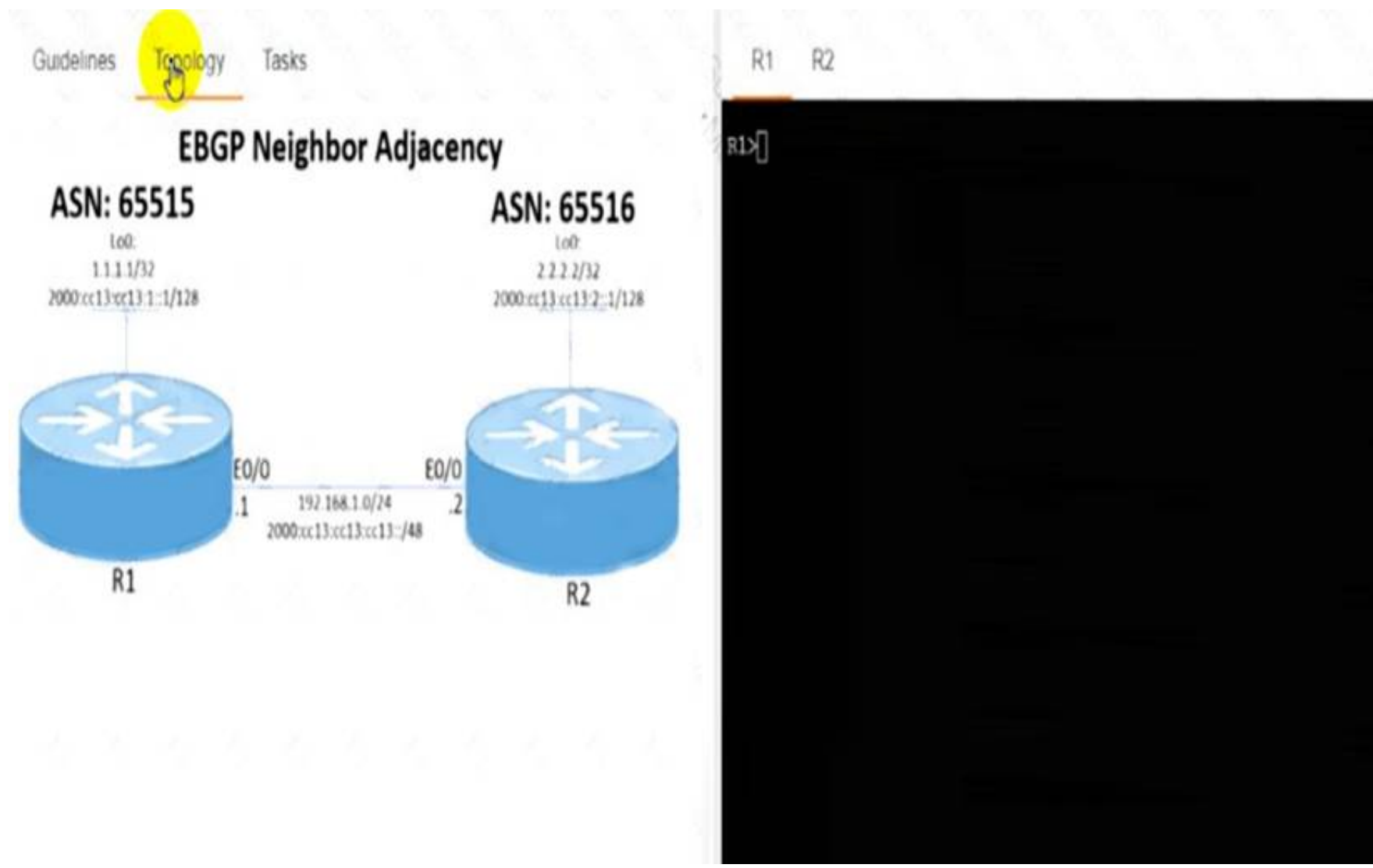


- A. Remove route filtering to speed repopulation of the link-state database
- B. Copy the router's existing state information and share the file with its peers to enable BGP soft resets
- C. Implement MPLS to forward packets while the RIB updates after a failover.
- D. Implement Graceful Restart to mitigate the delay in MPLS LDP synchronization when the IGP starts up.

Answer: D

NEW QUESTION 369

SIMULATION 4



Guidelines **Topology** Tasks

Configure the BGP routing protocol for R1 and R2 according to the topology to achieve these goals:

1. Configure EBGP neighbor adjacency for the IPv4 and IPv6 address family between R1 and R2 using Loopback0 IPv4 and IPv6 addresses. All BGP updates must come from the Loopback0 interface as the source. Do not use IGP routing protocols to complete this task.
2. Configure MD5 Authentication for the EBGP adjacency between R1 and R2. The password is clear text **C1sc0!**.

R1 R2

R1>

Submit feedback about this item

- A. Mastered
 B. Not Mastered

Answer: A

Explanation:

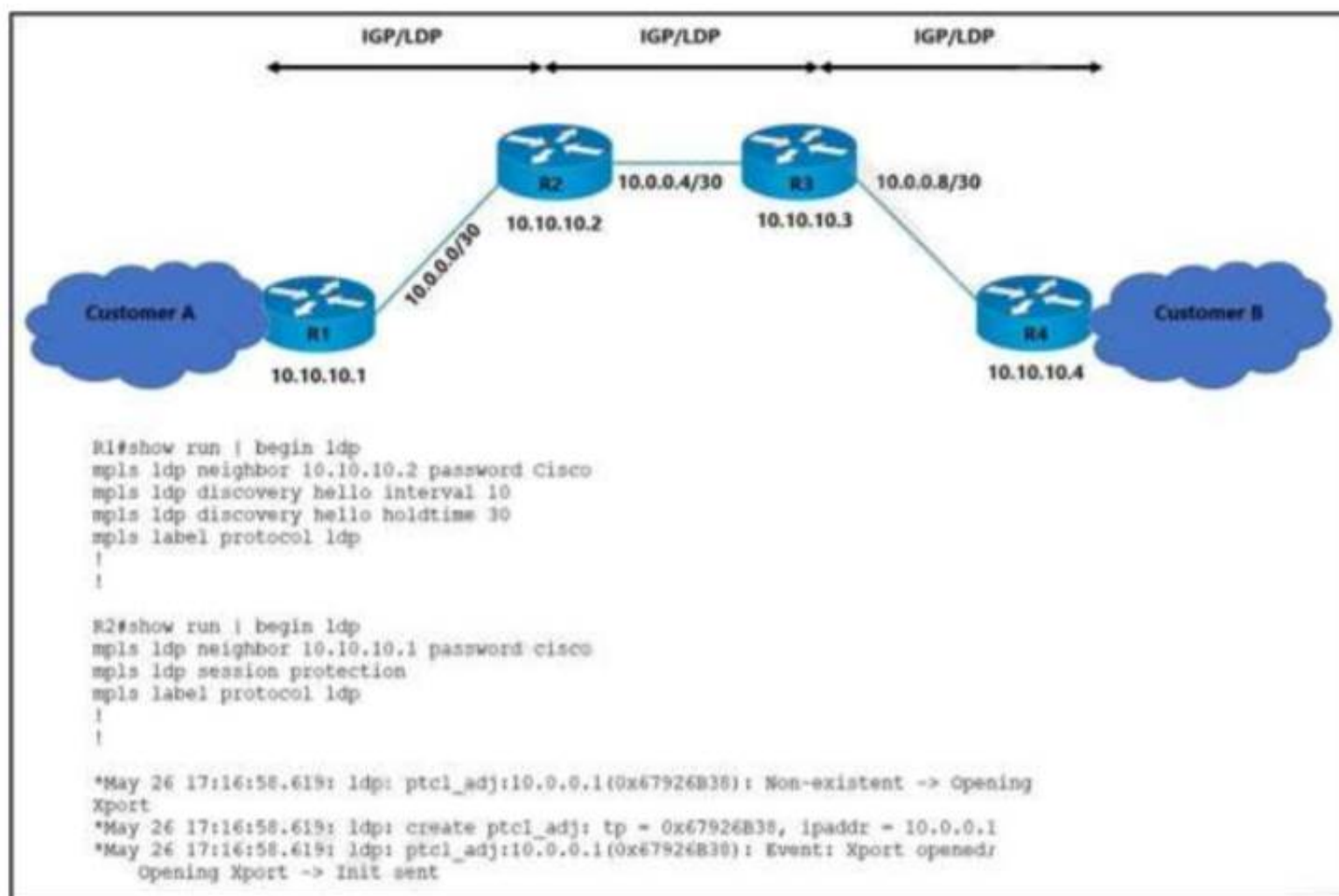
R1
 Router bgp 65515
 No bgp default ipv4-unicast Neig 2.2.2.2 remote-as 65516
 Nei 2.2.2.2 update-soc loopback0 Nei 2.2.2.2 ebgp-multihop 2 Neig 2.2.2.2 pass C1sc0!
 Nei 2000:cc13:cc13:2::1 remote-as 65516 Nei 2000:cc13:cc13:2::1 update-so loopback0 Nei 2000:cc13:cc13:2::1 pass C1sc0!
 Nei 2000:cc13:cc13:2::1 ebgp-multihop 2 Address-family ipv4
 Neig 2.2.2.2 activate Address-family ipv6
 Nei 2000:cc13:cc13:2::1 activate
 Ip route 2.2.2.2 255.255.255.255 192.168.1.2
 Ipv6 route 2000:cc13:cc13:2::1/128 2000:cc13:cc13:cc13::2 R2
 Router bgp 65516
 No bgp default ipv4-unicast Neig 1.1.1.1 remote-as 65515
 Nei 1.1.1.1 update-soc loopback0 Nei 1.1.1.1 pass C1sc0!

```

Nei 1.1.1.1 ebgp-multihop 2
Nei 2000:cc13:cc13:1::1 remote-as 65515 Nei 2000:cc13:cc13:1::1 update-so loopback0 Nei 2000:cc13:cc13:1::1 pass C1sc0!
Nei 2000:cc13:cc13:1::1 ebgp-multihop 2 Address-family ipv4
Neig 1.1.1.1 activate Address-family ipv6
Nei 2000:cc13:cc13:1::1 activate
Ip route 1.1.1.1 255.255.255.255 192.168.1.1
Ipv6 route 2000:cc13:cc13:1::1/128 2000:cc13:cc13:1::1
  
```

NEW QUESTION 373

Refer to the exhibit.



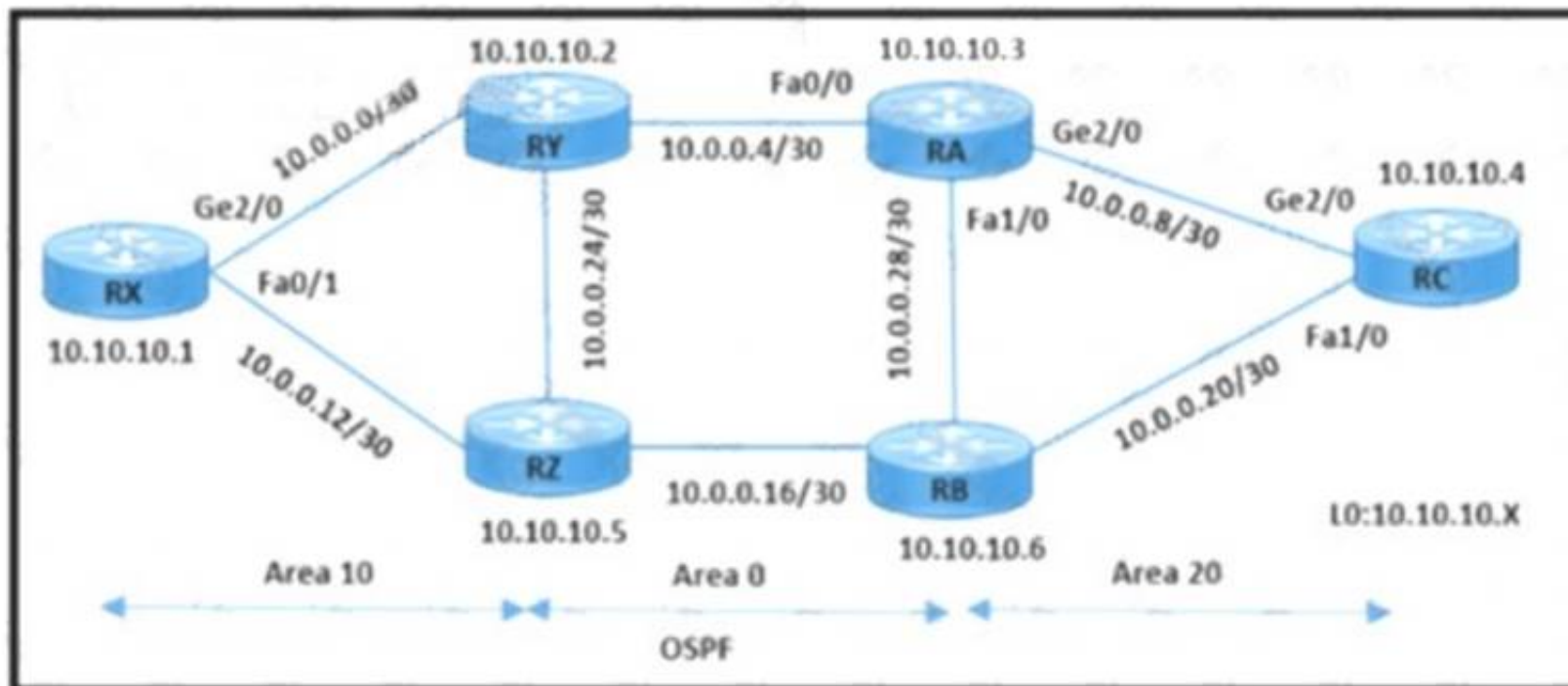
The operations team is implementing an LDP-based configuration in the service provider core network with these requirements:
 R1 must establish LDP peering with the loopback IP address as its Router-ID.
 Session protection must be enabled on R2.
 How must the team update the network configuration to successfully enable LDP peering between R1 and R2?

- A. Change the LDP password on R2 to Cisco.
- B. Configure mpls ldp router-id loopback0 on R1 and R2.
- C. Configure LDP session protection on R1.
- D. Change the discover hello hold time and interval to their default values.

Answer: B

NEW QUESTION 375

Refer to the exhibit.



```

RA#
*Mar 29 05:11:36.215: ldp: Rcvd ldp hello: FastEthernet1/0, from 10.0.0.29 (10.10.10.6:0), intf_id 0, opt 0xc
*Mar 29 05:11:37.131: ldp: Send ldp hello: FastEthernet1/0, src/dst 10.0.0.30/224.0.0.2, inst_id 0
RA#
*Mar 29 05:11:37.555: ldp: Send ldp hello: GigabitEthernet2/0, src/dst 10.0.0.9/224.0.0.2, inst_id 0
RA#
*Mar 29 05:11:38.827: ldp: Rcvd ldp hello: FastEthernet0/0, from 10.0.0.5 (10.10.10.2:0), intf_id 0, opt 0xc
*Mar 29 05:11:39.075: ldp: Send ldp hello: FastEthernet0/0, src/dst 10.0.0.6/224.0.0.2, inst_id 0
*Mar 29 05:11:39.731: ldp: Ignore rcvd dir hello to 10.10.10.3 from 10.10.10.6, FastEthernet1/0: no dchb
RA#
*Mar 29 05:11:40.487: ldp: Rcvd ldp hello: FastEthernet1/0, from 10.0.0.29 (10.10.10.6:0), intf_id 0, opt 0xc
*Mar 29 05:11:40.927: ldp: Send ldp hello: FastEthernet1/0, src/dst 10.0.0.30/224.0.0.2, inst_id 0
*Mar 29 05:11:40.979: ldp: Data received
RA#
  
```

The operations team is implementing an LDP-based configuration in the service-provider core network with these requirements:

- RC must establish LDP peering with the loopback IP address as its Router ID
- RA must establish LDP peering with RB, RC, and RY.

How must the team update the network configuration to successfully enable LDP peering between RA and RC?

- Enable the mpls ip command on RC interface Gi2/0. DUMPS
- Configure the mpls ldp router-id loopback0 command on RA and RC.
- Implement LDP session protection on RA.
- DUMPS Reset the discover hello hold time and interval to their default values.

Answer: B

NEW QUESTION 377

How does Inter-AS Option-A function when two PE routers in different autonomous systems are directly connected?

- The two routers share all Inter-AS VPNv4 routes and redistribute routes within an IBGP session to provide end-to-end reach.
- The two routers establish an MP-EBGP session to share their customers' respective VPNv4 routes.
- The two routers treat one another as CE routers and advertise unlabeled IPv4 routes through an EBGP session.
- The two routers share VPNv4 routes over a multihop EBGP session and set up an Inter-AS tunnel using one another's label.

Answer: C

NEW QUESTION 382

Which set of facts must the network architect consider when deciding whether to implement SaltStack or Chef?

- Chef is an agent-based on Ruby, and SaltStack is a module tool based on Python.
- Chef refers to its automation instructions as manifests, and SaltStack refers to its instructions as a playbook.
- Chef is written in Python, and SaltStack is written in Ruby.
- Chef uses a message-based system, and SaltStack uses an agent to deliver messages

Answer: A

NEW QUESTION 385

When Cisco IOS XE REST API uses HTTP request methods what is the purpose of a PUT request?

- A. retrieves the specified resource or representation
- B. submits data to be processed to the specified resource
- C. updates the specified resource with new information
- D. creates a new resource

Answer: C

Explanation:

PUT	<p>Updates the specified resource with new information. The data that is included in the PUT operation replaces the previous data.</p> <ul style="list-style-type: none">• The PUT operation is used to replace or modify an existing resource. The PUT operation cannot be used to create a new resource.• The request body of a PUT operation must contain the complete representation of the mandatory attributes of the resource.
-----	--

NEW QUESTION 390

Which two tasks must an engineer perform when implementing LDP NSF on the network? (Choose two.)

- A. Disable Cisco Express Forwarding.
- B. Enable NSF for EIGRP.
- C. Enable NSF for the link-state routing protocol that is in use on the network.
- D. Implement direct connections for LDP peers.
- E. Enable NSF for BGP.

Answer: CE

Explanation:

LDP NSF works with LDP sessions between directly connected peers and with peers that are not directly connected (targeted sessions).
https://www.cisco.com/c/en/us/td/docs/ios-xml/ios/mp_ha/configuration/15-sy/mp-ha-15-sy-book/mp-ldp-grace

NEW QUESTION 391

How can shared services in an MPLS Layer 3 VPN provide Internet access to the customers of a central service provider?

- A. The CE router can establish a BGP peering to a PE router and use the PE device to reach the Internet
- B. Route distinguishes are used to identify the routes that CEs can use to reach the Internet
- C. The customer VRF uses route targets to import and export routes to and from a shared services VRF
- D. Static routes on CE routers allow route leakage from a PE global routing table

Answer: C

NEW QUESTION 392

Which two actions describe ISP delegation to PCE servers? (Choose two)

- A. adding a new PCE server with lower precedence than the primary PCE
- B. changing the precedence of any of the PCE servers
- C. removing TE re-optimization timer timeouts
- D. entering the mpls traffic-eng reoptimize command
- E. adding a new PCE server with higher precedence than the primary PCE

Answer: AC

NEW QUESTION 396

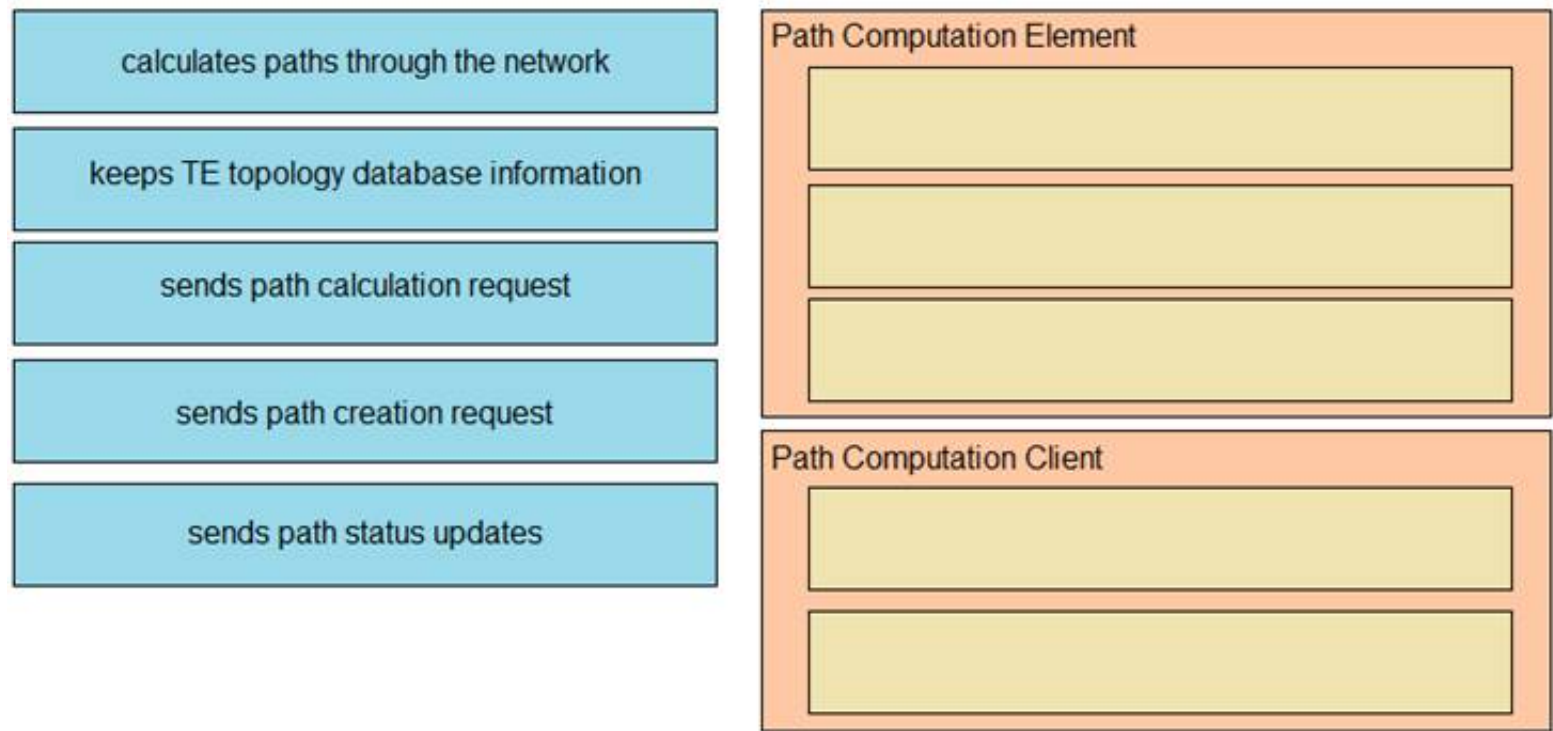
What Is one of the differences between Ansible and Chef?

- A. Ansible uses YAML and Chef uses Ruby.
- B. Chef requires the use of Windows in the environment and Ansible requires Linux.
- C. Chef is highly scalable and Ansible is highly secure.
- D. Ansible uses Ruby and Chef uses Python.

Answer: A

NEW QUESTION 397

Drag and drop the functions from the left onto the Path Computation Element Protocol roles on the right.



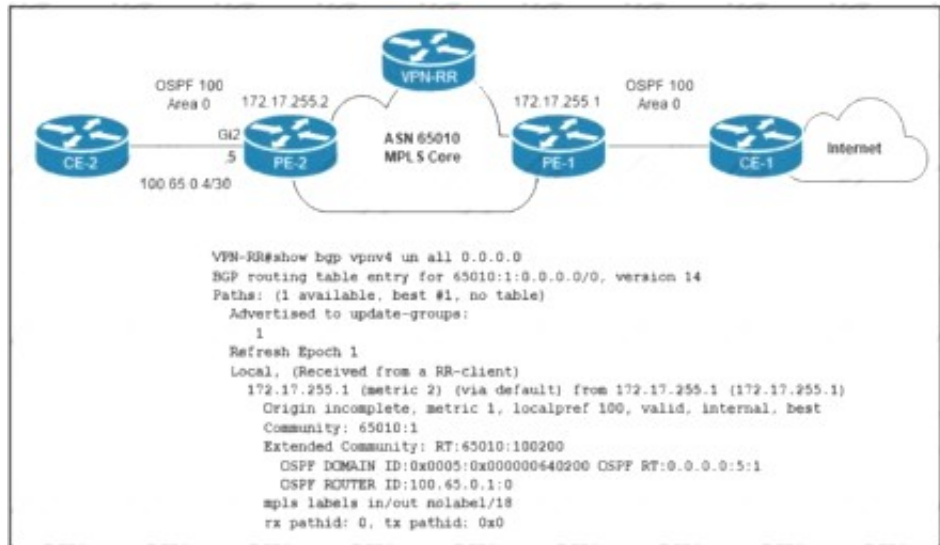
- A. Mastered
- B. Not Mastered

Answer: A

Explanation:
PCE – 1,2,5
PCC- 3,4

NEW QUESTION 400

Refer to the exhibit.



The network engineer who manages ASN 65010 is provisioning a customer VRF named CUSTOMER-ABC on PE-2. The PE-CE routing protocol is OSPF Internet reachability is available via the OSPF 0 0 0.0/0 route advertised by CE-1 to PE-1 In the customer VRF Which configuration must the network engineer Implement on PE-2 so that CE-2 has connectivity to the Internet?

A)

```

vrf definition CUSTOMER-ABC
rd 65010:1
address-family ipv4
route-target both 65010:1
!
router ospf 100 vrf CUSTOMER-ABC
network 100.65.0.4 0.0.0.3 area 0
redistribute bgp 65010 subnets
default-information originate
!
router bgp 65010
address-family ipv4 unicast vrf CUSTOMER-ABC
redistribute ospf 100 match internal external
  
```

B)


```
vrf definition CUSTOMER-ABC
rd 65010:2
address-family ipv4
route-target both 65010:100200
!
router ospf 100 vrf CUSTOMER-ABC
network 100.65.0.4 0.0.0.3 area 0
redistribute bgp 65010 subnets
!
router bgp 65010
address-family ipv4 unicast vrf CUSTOMER-ABC
redistribute ospf 100 match internal external
```

C)

```
vrf definition CUSTOMER-ABC
rd 65010:1
address-family ipv4
route-target both 65010:100200
!
router ospf 100 vrf CUSTOMER-ABC
network 100.65.0.4 0.0.0.3 area 0
redistribute bgp 65010 subnets
default-information originate
!
router bgp 65010
address-family ipv4 unicast vrf CUSTOMER-ABC
redistribute ospf 100 match internal external
```

D)

```
vrf definition CUSTOMER-ABC
rd 65010:2
address-family ipv4
route-target both 65010:1
!
router ospf 100 vrf CUSTOMER-ABC
network 100.65.0.4 0.0.0.3 area 0
redistribute bgp 65010 subnets
!
router bgp 65010
address-family ipv4 unicast vrf CUSTOMER-ABC
redistribute ospf 100 match internal external
```

- A. Option A
- B. Option B
- C. Option C
- D. Option D

Answer: C

NEW QUESTION 405

Refer to the exhibit.

```
RP/0/RP0/CPU0:XR1#do sh bundle

Bundle-Ether11
  Status: Up
  Local links <active/standby/configured>: 1 / 2 / 3
  Local bandwidth <effective/available>: 1000000 (1000000) kbps
  MAC address (source): 0007.ec14.cc2b (Chassis pool)
  Inter-chassis link: No
  Minimum active links / bandwidth: 1 / 1 kbps
  Maximum active links: 1
  Wait while timer: 2000 ms
  Load balancing:
    Link order signaling: Not configured
    Hash type: Default
    Locality threshold: None
  LACP: Operational
    Flap suppression timer: Off
    Cisco extensions: Disabled
    Non-revertive: Disabled
  mLACP: Not configured
  IPv4 BFD: Not configured
  IPv6 BFD: Not configured

Port          Device      State      Port ID      B/W, kbps
-----
Gi0/0/0/0     Local      Standby    0x8000, 0x0003 1000000
  Link is Standby due to maximum-active links configuration
Gi0/0/0/1     Local      Standby    0x8000, 0x0002 1000000
  Link is Standby due to maximum-active links configuration
Gi0/0/0/2     Local      Active     0x8000, 0x0001 1000000
  Link is Active
```

A network operator needs to shut down interface Gi0/0/0/2 for maintenance. What occurs to the interface states of Gi0/0/0/0 and Gi0/0/0/1?

- A. Gi0/0/0/1 and Gi0/0/0/0 become active
- B. Gi0/0/0/1 and Gi0/0/0 remains standby
- C. Gi0/0/0/0 becomes activ
- D. Gi0/0/0/1 remains standby
- E. Gi0/0/0/1 becomes active Gi0/0/0/0 remains standby

Answer: D

NEW QUESTION 408

Refer to the exhibit.

```
Control Plane Interface
Service policy CoPP-normal
Hardware Counters:
class-map: CoPP-normal (match-all)
Match: access-group 100
police :
6000 bps 1000 limit 1000 extended limit
Earl in slot 3 :
0 bytes
5 minute offered rate 0 bps
aggregate-forwarded 0 bytes action: transmit
exceeded 0 bytes action: drop
aggregate-forward 0 bps exceed 0 bps
Earl in slot 5 :
0 bytes
5 minute offered rate 0 bps
aggregate-forwarded 0 bytes action: transmit
exceeded 0 bytes action: drop
aggregate-forward 0 bps exceed 0 bps
```

Which show command shows statistics for the control plane policy and is used to troubleshoot?

- A. show control-plane CoPP
- B. show control-plane
- C. show policy-map control-plane
- D. show policy control-plane

Answer: C

Explanation:

```
Router# show policy-map control-plane
```

```
Control Plane
```

```
Service-policy input:TEST
```

```
Class-map:TEST (match-all)
```

```
20 packets, 11280 bytes
```

```
5 minute offered rate 0 bps, drop rate 0 bps
```

```
Match:access-group 101
```

```
police:
```

```
8000 bps, 1500 limit, 1500 extended limit
```

```
conformed 15 packets, 6210 bytes; action:transmit
```

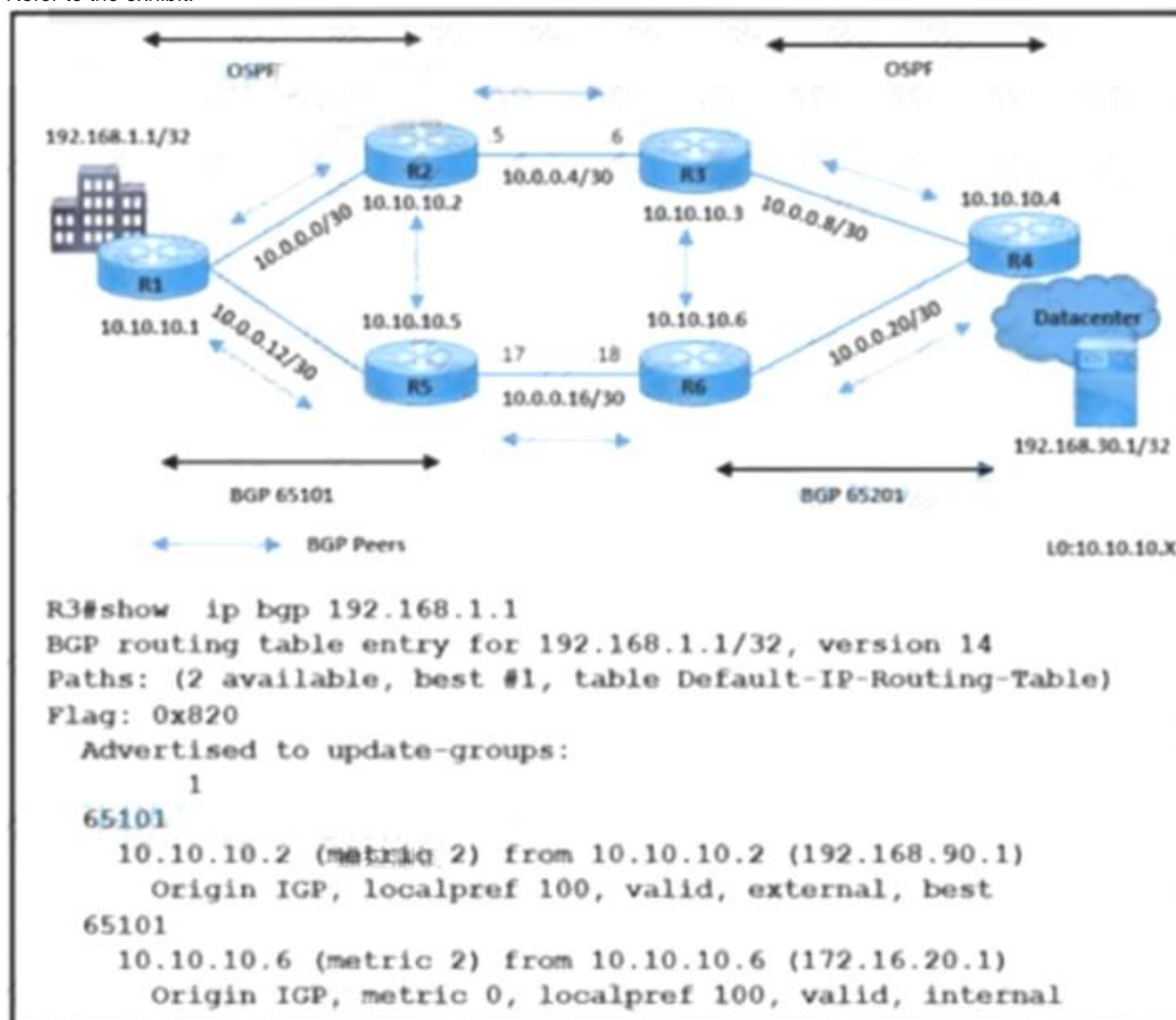
```
exceeded 5 packets, 5070 bytes; action:drop
```

```
violated 0 packets, 0 bytes; action:drop
```

```
conformed 0 bps, exceed 0 bps, violate 0 bps
```

NEW QUESTION 410

Refer to the exhibit.



A network engineer is implementing BGP in AS 65101 and AS 65201. R3 sends data traffic to 192.168.1.1 /32 via the path R3-R2-R1. The traffic must travel via alternate path R6-R5 for prefix 192.168.1.1/32. Which action must be taken to meet the requirement?

- A. Apply route-map HIGH-MED out on R2 for neighbor R3.
- B. Apply route-map HIGH-LP in on R3 for neighbor R6
- C. Apply route-map LOW-LP out on R2 for neighbor R3.
- D. Apply route-map LOW-MED in on R5 for neighbor R2

Answer: A

NEW QUESTION 411

What are two features of stateful NAT64?

- A. It provides 1: N translations, so it supports an unlimited number of endpoints
- B. It provides 1:1 translation so it supports a limited number of end points
- C. It requires the ipv6 hosts to use either DHCPv6 based address assignments or manual address assignments
- D. It uses address overloading
- E. It requires IPv4 translatable IPv6 address assignments

Answer: AD

NEW QUESTION 412

Which feature describes the weight parameter for BGP path selection?

- A. Its value is local to the router
- B. Its value is set either locally or globally.
- C. Its default value is 0.
- D. Its value is global to the router.

Answer: A

NEW QUESTION 414

A router is advertising multiple networks to its BGP neighbor in AS 5200 with peer IP address 1.1.1.1. Which configuration must be applied so that the router permits updates only for networks with a prefix mask length less than or equal to 21?

- ☒ router bgp 5100
neighbor 1.1.1.1 remote-as 5200
neighbor 1.1.1.1 prefix-list SELECTED in

ip prefix-list SELECTED seq 10 permit 0.0.0.0/0 le 21
- ☐ router bgp 5100
neighbor 1.1.1.1 remote-as 5200
neighbor 1.1.1.1 prefix-list SELECTED

ip prefix-list SELECTED seq 10 permit 0.0.0.0/0 ge 8 le 24
- ☐ router bgp 5100
neighbor 1.1.1.1 remote-as 5200
neighbor 1.1.1.1 prefix-list SELECTED

ip prefix-list SELECTED seq 10 permit 0.0.0.0/0 ge 21
- ☐ router bgp 5100
neighbor 1.1.1.1 remote-as 5200
neighbor 1.1.1.1 prefix-list SELECTED in

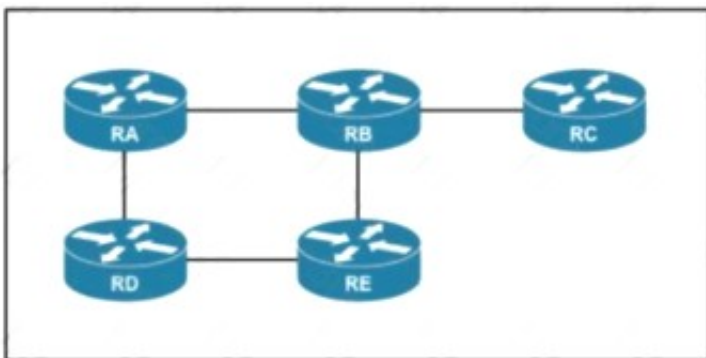
ip prefix-list SELECTED seq 10 permit 0.0.0.0/0 ge 21 le 24

- A. Option A
- B. Option B
- C. Option C
- D. Option D

Answer: A

NEW QUESTION 418

Refer to the exhibit.



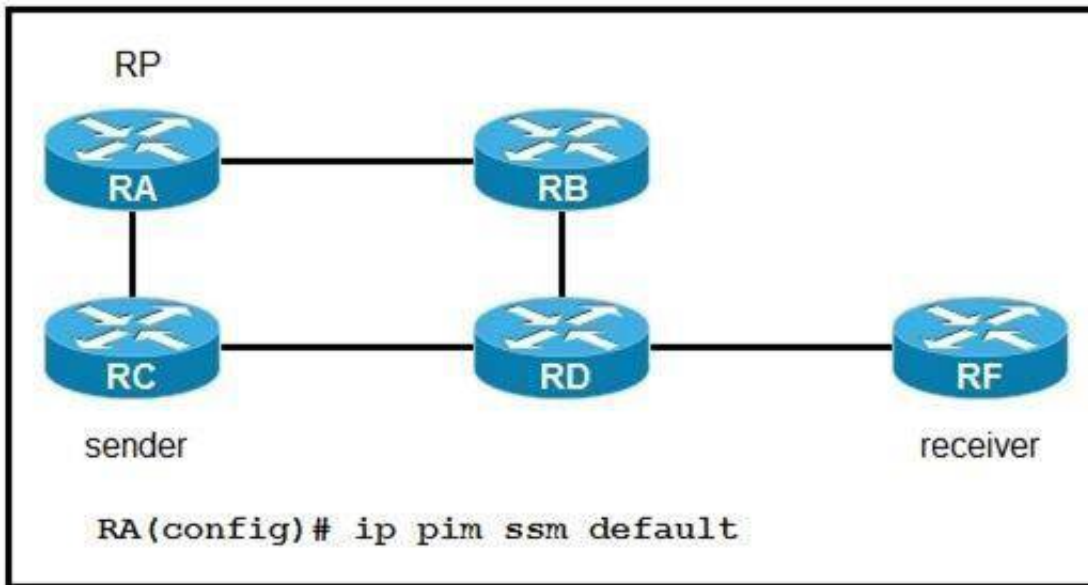
If RC is a stub router, which entry must be injected so that it will send traffic outside the OSPF domain?

- A. virtual link between RB and RC
- B. sham link
- C. more specific route
- D. default route

Answer: C

NEW QUESTION 419

Refer to the exhibit:



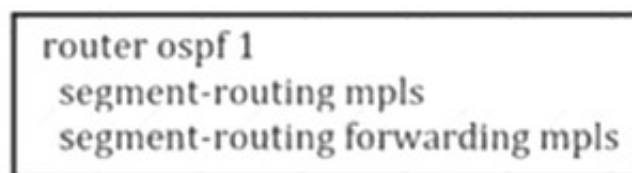
If router RA is configured as shown, which IPv4 multicast address space does it use?

- A. 224.0. 0.0/8
- B. 225.0. 0.0/8
- C. 232.0. 0.0/8
- D. 239.0. 0.0/8

Answer: C

NEW QUESTION 420

Refer to the exhibit.



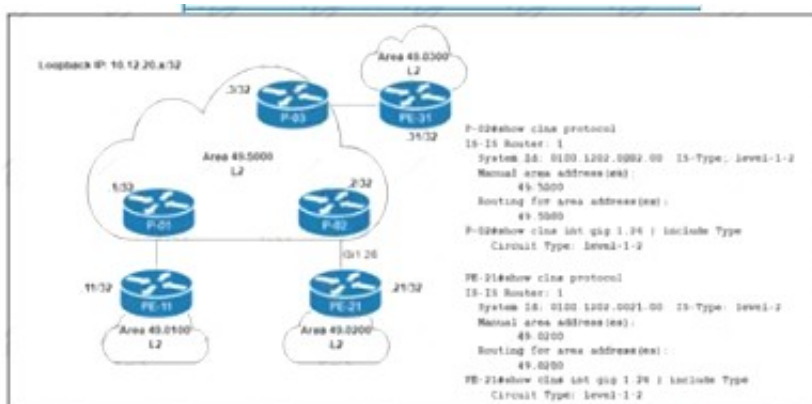
AN engineer is configuring segment routing on an ISP to simplify traffic engineering and management across network domains. What should the engineer do to complete the implementation of segment routing?

- A. OSPF must be configured with wide area metrics to support routing.
- B. The segment will run without any further configuration.
- C. Area authentication must be enable before segment routing will run.
- D. Area Authentication must be enable before segment routing will run.

Answer: C

NEW QUESTION 425

Refer to me exhibit.



Refer to the exhibit. A network engineer notices PE-21 convergence degradation due to the growing LSDB size of Level 2 areas in the network. The engineer decides to migrate router PE-21 from an inter-area design to an intra-area implementation. Inter-area routing must be accomplished via an ATT-bit set by the Level 1/Level 2 router. Which configuration must the engineer implement on PE-21 to complete the migration?

- A. configure terminal router isis 1 no net 49.0200 net 49.5000 is-type level-1-2 end
- B. configure terminal router isis 1 net 49.5000.0100.1202.0021.00 is-type level-1-2 end
- C. configure terminal router isis 1 net 49.5000.0100.1222.0022.00 is-type level-1 end
- D. configure terminal router isis 1 no net 49.0200.0100.1202.0021.00 net 49.5000.0100.1202.0021.00 is-type level-1 end

Answer: D

NEW QUESTION 429

Refer to the exhibit.

Notification host: 192.168.101.1 udp-port: 162 type: trap
 user: community1 security model: v1

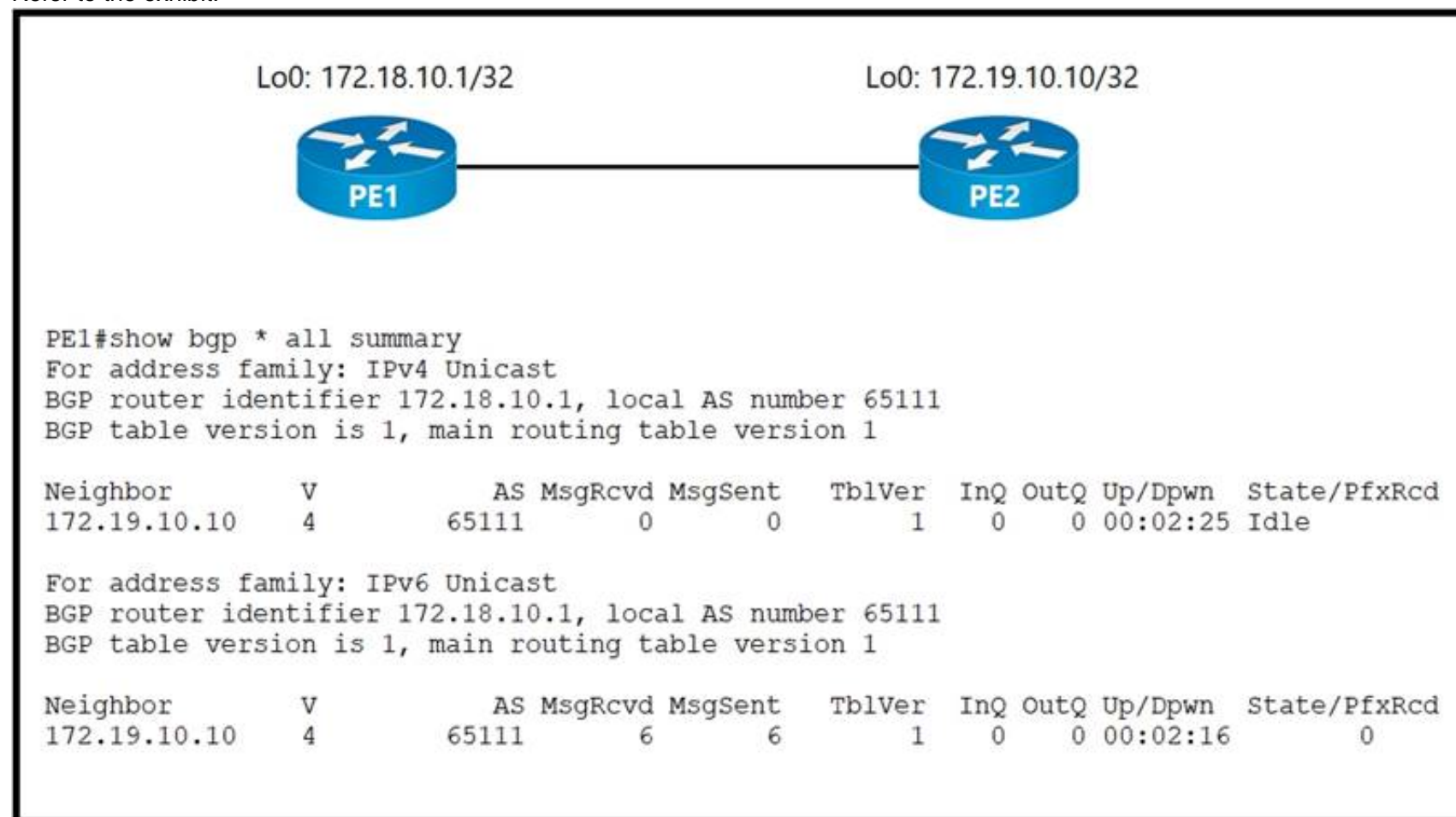
Over the last few months, ISP A has doubled its user base. The IT Director asked the engineering team to monitor memory consumption and buffer statistics on all P and PE devices in the MPLS core. Most devices have CPU usage of 70% or more, so the solution must be targeted and secure. Which two commands must the engineering team implement on P and PE devices to meet these requirements? (Choose two.)

- A. snmp-server host 192.168.101.1 version 3 auth community1 memory
- B. snmp-server enable traps memory bufferpeak
- C. snmp-server host 192.168.101.1 version 2c community1 memory
- D. snmp-server host 192.168.101.1 version 1 community1 auth memory
- E. snmp-server enable snmp-traps community1 bufferpeak

Answer: AB

NEW QUESTION 434

Refer to the exhibit.



An administrator working for large ISP must connect its two POP sites to provide internet connectivity to its customers. Which configuration must the administrator perform to establish an iBGP session between routers PE1 on POP site 1 and PE2 on POP site 2?

- A. PE2#configure terminal PE2(config)#router bgp 65111PE2(config-router)#no neighbor 172.18.10.1 shutdown PE2(config-router)#end
- B. PE1#configure terminal PE1(config)#router bgp 65111PE1(config-router)#no neighbor 172.19.10.10 shutdownPE1(config-router)#end
- C. PE1#configure terminal PE1(config)#router bgp 65111PE1(config-router)#address-family ipv4 unicast PE1(config-router-af)#neighbor 172.19.10.10 activate PE1(config-router-af)#end
- D. PE2#configure terminal PE2(config)#router bgp 65111PE2(config-router)#address-family ipv4 unicast PE2(config-router-af)#neighbor 172.18.10.1 activate PE2(config-router-af)#end

Answer: B

NEW QUESTION 437

Refer to the exhibit:


```
R1
interface fastethernet1/0
 ip address 192.168.1.3 255.255.255.0
router bgp 65000
 router-id 192.168.1.1
 neighbor 192.168.1.2 remote-as 65012

R2
interface fastethernet1/0
 ip address 192.168.1.2 255.255.255.0
router bgp 65012
 router-id 192.168.1.1
 neighbor 192.168.1.3 remote-as 65000
 neighbor 192.168.1.3 local-as 65112
```

Assume all other configurations are correct and the network is otherwise operating normally. Which conclusion can you draw about the neighbor relationship between routers R1 and R2?

- A. The neighbor relationship will be up only if the two devices have activated the correct neighbor relationships under the IPv4 address family
- B. The neighbor relationship is down because R1 believes R2 is in AS 65012.
- C. The neighbor relationship is up
- D. The neighbor relationship is down because the local-as value for R2 is missing in the R1 neighbor statement

Answer: B

NEW QUESTION 441

A service provider requires continuous real-time network monitoring to provide reliable SLAs to its customers. To satisfy this requirement, a network administrator is implementing gRPC dial out on an ASR with TLS. Receiver 192.168.10.2 will be assigned one of the subscriptions, and it will manage the ASR. Which configuration must the engineer apply to the router as part of the configuration process?

- A. `snmp-server community public snmp-server enable trapssnmp-server host 192.168.10.2 version 2c public.`
- B. `telemetry model-driven destination-group DGroup1 address family ipv4 192.168.10.2 1 port 10 encoding self-describing-gpb`
- C. `snmp-server community public snmp-server enable trapssnmp-server enable traps snmp authentication snmp-server managersnmp-server manager session-timeout 1000`
- D. `telemetry model-driven destination-group ciscotest address family ipv4 192.168.10.2 port 10 encoding self-describing-gpb protocol grpc tis-hostname ciscotest.com`

Answer: D

NEW QUESTION 443

ASN 65001 is peering with ASN 65002 to exchange IPv6 BGP routes. All routes that originate in ASN 65001 have a standard community value of 65001:100, and ASN 65002 is allowed to advertise only 2001::db8:aaaa::/48. An engineer needs to update the ASN 65001 route-filtering configuration to meet these conditions:

- * Looped routes into ASN 65001 and routes that have traversed 10 or more ASNs must be denied.
- * Routes accepted into ASN 65001 must be assigned a community value of 65001:200.

Which configuration must the engineer apply to the ASN 65001 border router?

- ☒ `route-policy PEER-AS65002-IN`

```
> if as-path length ge 10 or as-path passes-through '65001' or community matches-any (65001:100) then
  drop
endif
if destination in (2001:db8:aaaa::/48) then
  done
else
  drop
endif
set community (65001:200)
end-policy
```
- ☐ `route-policy PEER-AS65002-IN`

```
if as-path length ge 10 and as-path passes-through '65001' or community matches-any (65001:100) then
  drop
endif
if destination in (2001:db8:aaaa::/48) then
  pass
endif
set community (65001:200)
end-policy
```

- ☒ route-policy PEER-AS65002-IN
if as-path length ge 10 then
drop
endif
if as-path passes-through '65001' or community matches-any (65001:100) then
drop
endif
if destination in (2001:db8:aaaa::/48) then
pass
endif
set community (65001:200)
end-policy
- ☐ route-policy PEER-AS65002-IN
if as-path length ge 10 then
drop
endif
if as-path passes-through '65001' or community matches-any (65001:100) then
drop
endif
if destination in (2001:db8:aaaa::/48) then
set community (65001:200)
- ☐ route-policy PEER-AS65002-IN
if as-path length ge 10 then
drop
endif
if as-path passes-through '65001' or community matches-any (65001:100) then
drop
endif
if destination in (2001:db8:aaaa::/48) then
set community (65001:200)
else
drop
endif
end-policy

- A. Option A
B. Option B
C. Option C
D. Option D
E. Option E

Answer: D

NEW QUESTION 445

Which control plane protocol is used between Cisco SD-WAN routers and vSmart controllers?

- A. OTCP
B. OMP
C. UDP
D. BGP

Answer: B

NEW QUESTION 449

Refer to the exhibit.



```
interface GigabitEthernet 1/0/1
 ip address 192.168.1.1 255.255.255.0
 ip router isis
 isis tag 15
 route-map match-tag permit 10
 match tag 15
```

A large organization is merging the network assets of a recently acquired competitor with one of its own satellite offices in the same geographic area. The newly acquired network is running different routing protocol than the company's primary network. As part of the merger a network engineer implemented this route map Which task must the engineer perform to complete the Implementation?

- A. Attach the route map to an IS-IS network statement to advertise the routes learned on this interface to IS-IS
- B. Enable metric style wide to allow the use of extended metrics from the protocols
- C. Attach the route map to the redistribution command to manipulate the routes as they are shared
- D. Configure an additional route map sequence to override the implicit deny at the end of the route map

Answer: C

NEW QUESTION 452

Refer to the exhibit.

```
Router 1:
router isis
 net 49.0011.0000.0000.0001.00

Router 2:
router isis
 net 49.0001.0000.0000.0001.00

Router 3:
router isis
 net 49.0011.0000.0000.0002.00
```

Router 4 is added to the network and must be in the same area as router 1. Which NET should the engineer assign?

- A. 49.0001.0000.0000.0004.00
- B. 49.0111.0000.0000.0001.00
- C. 49.0011.0000.0000.0003.00
- D. 49.0011.0000.0000.0002.00

Answer: C

NEW QUESTION 453

Drag and drop the message types from the left onto the target field of the message originator on the right.

Close	Originated by PCC to a PCE
Error	
Path Computation Reply	Originated by PCE to PCC
Path Computation Request	
	Originated by either PCE or PCC

- A. Mastered
- B. Not Mastered

Answer: A

Explanation:



NEW QUESTION 456

Refer to the exhibit.

172.16.0.0/16

AS 321, med 420, external, rid 10.2.54.12 via 10.2.54.12

AS 51, med 500, external, rid 7.4.5.2 via 7.4.5.2

AS 321, med 300, internal, rid 10.2.34.5 via 10.2.34.5


Tier 2 ISP A on AS 653 is connected to two Tier 1 ISPs on AS 321 and AS 51 respectively. The network architect at ISP A is planning traffic flow inside the network to provide predictable network services. Cisco Express Forwarding is disabled on the edge router. How should the architect implement BGP to direct all traffic via the Tier 1 ISP with next-hop 7.4.5.2?

- A. Implement the BGP routing protocol and run the `bgp deterministic-med` command.
- B. Implement MP-BGP with a 4-byte AS number with the `bgp best path compare-routerid` command.
- C. Implement the BGP routing protocol and the `maximum-paths 2` configuration.
- D. Implement BGP route-reflector functionality with the `bgp always-compare-med` configuration.

Answer: A

NEW QUESTION 458

Simulation 6



Guidelines Topology Tasks

R1 and R2 currently have an eBGP connection. Configure and verify these tasks on R1 and R2:

1. Apply the preconfigured route map R1-TO-R2 on R1 to receive the R2 Loopback address on R1.
2. Apply the preconfigured route map R2-TO-R1 on R2 to receive the R1 Loopback address on R2.
3. R1 must advertise network 10.1.1.1/32 toward R2.
Redistribution is not allowed.
4. R2 must advertise network 10.2.2.2/32 toward R1.
Redistribution is not allowed.

[Submit feedback about this item](#)



- A. Mastered
- B. Not Mastered

Answer: A

Explanation:

R1
 router bgp 100 address-family ipv4
 nei 172.16.0.2 route-map R1-TO-R2 in network 10.1.1.1 mask 255.255.255.255 copy run start
 R2
 router bgp 200
 address-family ipv4
 network 10.2.2.2 mask 255.255.255.255 nei 172.16.0.1 route-map R2-TO-R1 in copy run start

NEW QUESTION 463

Which utility must be used to locate MPLS faults?

- A. QoS
- B. MPLS LSP ping
- C. MPLStraceroute
- D. EEM

Answer: C

NEW QUESTION 464

In an MPLS network, which protocol can be used to distribute a Segment Prefix?

- A. OSPF
- B. LDP
- C. RSVP-TE
- D. EIGRP

Answer: A

NEW QUESTION 466

Why is the keyword none needed when implementing management plane security using TACACS?

- A. It allows the local database to query a RADIUS server when the TACACS+ server is unreachable.
- B. It allows the local database to authenticate when the TACACS+ server is unreachable.
- C. It allows authentication to succeed when the TACACS+ server is unreachable.
- D. It prevents all users from accessing router 1 unless the TACACS+ server is reachable,

Answer: C

NEW QUESTION 470

Refer to the exhibit.

```
!
telemetry model-driven
destination-group DGroup2
address family ipv4
172.10.10.10 port 57500
encoding self-describing-gpb
protocol grpc
commit
!
```

A network engineer at a large ISP is configuring telemetry streams to monitor the health status of PE routers on the network using gRPC dial-out. The PE routers are located at several data centers in different physical locations, and they are using IS-IS and BGP for routing. Which additional configuration must the engineer implement on the PE routers to meet the goal?

- A. Text, letter Description automatically generated

```
sensor-group SGroup2
sensor-path openconfig-interfaces:interfaces/interface
!
subscription Sub3
sensor-group-id SGroup3 sample-interval 30000
```

- B. Text Description automatically generated

```
sensor-group SGroup2
sensor-path Cisco-IOS-XR-plat-chas-invmgr-oper:platform-inventory/racks/rack
!
subscription Sub1
sensor-group-id SGroup1 sample-interval 30000
destination-id DGroup1
```

- C. Graphical user interface, text Description automatically generated


```
sensor-group SGroup2
sensor-path Cisco-IOS-XR-infra-statsd-oper:infra-statistics/interfaces/interface/latest/generic-cou
!
subscription Sub1
sensor-group-id SGroup1 sample-interval 30000
destination-id DGroup1
```

D. Text, letter Description automatically generated

```
sensor-group SGroup2
sensor-path Cisco-IOS-XR-nto-misc-oper:memory-summary/nodes/node/summ
!
subscription Sub2
sensor-group-id SGroup2 sample-interval 30000
destination-id DGroup2
```

Answer: D

NEW QUESTION 474

Refer to the exhibit:

```
PE-A#config t
PE-A(config)#class-map VOIP
PE-A(config-cmap)#match precedence 5
PE-A(config-cmap)#policy-map MARK-TRAFFIC
PE-A(config-pmap)#class VOIP
```

Which command is used to complete this configuration for QoS class-based marking?

- A. PE-A(config-pmap-c)#set dscp ef
- B. PE-A(config-pmap-c)#fair-queue
- C. PE-A(config-pmap-c)#random-detect
- D. PE-A(config -pmap-c)#priority

Answer: A

NEW QUESTION 477

Refer to the exhibit.

```
<fvTenant name="customer">
  <fvCtx name="customervrf"/>
  <fvBD name="bd1">
    <fvRsCtx tnFvCtxName=" customervrf "/>
    <fvSubnet ip="192.168.0.1/24" scope="public"/>
    <fvRsBDToOut tnL3extOutName="l3out1"/>
  </fvBD>
</fvTenant>
```

What does this REST API script configure?

- A. application profile
- B. VRF
- C. public community string for SNMP
- D. interface with IP address 192.168.0.1

Answer: D

NEW QUESTION 478

Refer to the exhibit:

```
RP/0/0/CPU0:router# show bgp neighbors 192.168.2.2

BGP neighbor is 192.168.2.2, remote AS 1, local AS 140, external link
Remote router ID 0.0.0.0
BGP state = Idle
Last read 00:00:00, hold time is 180, keepalive interval is 60 seconds
Received 0 messages, 0 notifications, 0 in queue
Sent 0 messages, 0 notifications, 0 in queue
Minimum time between advertisement runs is 15 seconds

For Address Family: IPv4 Unicast
BGP neighbor version 0
Update group: 0.1
eBGP neighbor with no inbound or outbound policy; defaults to 'drop'
Route refresh request: received 0, sent 0
0 accepted prefixes
Prefix advertised 0, suppressed 0, withdrawn 0, maximum limit 524288
Threshold for warning message 75%

Connections established 0; dropped 0
Last reset 00:02:03, due to BGP neighbor initialized
External BGP neighbor not directly connected.
```

Based on the show/ command output, which result m true after BGP session is established?

- A. The IOS XR router advertises all routes to the neighbor 192.168.2.2, but it does not accept any routes from 192.168.2.2
- B. The IOS XR router advertises and accepts all routes to and from eBGP neighbor 192.168.2.2
- C. No routes are accepted from the neighbor 192.168.2.2, nor are any routes advertised to it
- D. The IOS XR router does not advertise any routes to the neighbor 192.168.2.2,but it accepts all routes from 192.168.2.2.

Answer: B

NEW QUESTION 479

Drag and drop the functionalities from the left onto the target fields on the right.

MAP-T	Can translate RFC1918 IPv4 to Public IPv4
NAT 64	Can be Stateless or stateful
NAT 44	Provides reachability of IPv6 host over IPv4 domains
DS Lite	Provides reachability of IPv4 host over IPv6 domains
6RD	Requires IPv6 access network.

- A. Mastered
- B. Not Mastered

Answer: A

Explanation:

MAP-T	NAT 44
NAT 64	NAT 64
NAT 44	6RD
DS Lite	DS Lite
6RD	MAP-T

NEW QUESTION 482

Refer to the exhibit.

```
R1# configure terminal
R1(config)# router isis area2
R1(config-router)# metric-style wide level-1
```

An engineer is configuring multi-topology IS-IS for IPv6 on router R1. Which additional configuration must be applied to complete the task?

A)

```
R1# configure terminal
R1(config)# router isis area2
R1(config-router)# address-family ipv6
R1(config-router-af)# multi-topology
```

B)

```
R1# configure terminal
R1(config)# router isis area1
R1(config-router)# metric-style wide level-2
R1(config-router)# address-family ipv6
R1(config-router-af)# multi-topology
```

C)

```
R1# configure terminal
R1(config)# router isis area2
R1(config-router)# metric-style wide
R1(config-router)# address-family ipv6
R1(config-router-af)# multi topology
```

D)

```
R1# configure terminal
R1(config)# router isis area1
R1(config-router)# metric-style wide level-1
R1(config-router)# address-family ipv6
R1(config-router-af)# multi topology
```

- A. Option A
- B. Option B
- C. Option C
- D. Option D

Answer: C

NEW QUESTION 483

A network engineer is configuring Flexible NetFlow and enters these commands

```
sampler NetFlow1
mode random one-out-of 100
```

```
interface fastethernet 1/0
flow-sampler NetFlow1
```

What are two results of implementing this feature instead of traditional NetFlow? (Choose two.)

- A. CPU and memory utilization are reduced.
- B. Only the flows of top 100 talkers are exported.
- C. The data export flow is more secure
- D. The number of packets to be analyzed are reduced.
- E. The accuracy of the data to be analyzed is improved.

Answer: AD

NEW QUESTION 488

Refer to the exhibit.


```
R6#
*May 26 08:03:51.815: ldp: Rcvd notif msg from 10.10.10.4:0 (pp 0x68307844)
*May 26 08:03:51.819: ldp: Rcvd notif msg from 10.10.10.4:0 (pp 0x68307844)
*May 26 08:03:51.819: ldp: Rcvd Notif msg with Status 0x80000009(E-bit set) from
10.10.10.4:0 (pp 0x68307844)
*May 26 08:03:51.823: ldp: : peer 10.10.10.4:0 down reason set as Received error
notification from peer, down_more_info set as Holddown time expired
*May 26 08:03:51.823: ldp: Rcvd Notif msg with Status 0x8000000A(E-bit set) from
10.10.10.4:0 (pp 0x68307844)
*May 26 08:03:51.827: ldp: Close LDP transport conn for adj 0x6701DB1C
*May 26 08:03:51.827: ldp: Unregistered from LDP TCB database tcb 0x66EAA6D4 [key
74], total 2
*May 26 08:03:51.831: ldp: Closing ldp conn 10.10.10.6:14171 <-> 10.10.10.4:646,
adj 0x6701DB1C
*May 26 08:03:51.839: %LDP-5-SP: 10.10.10.4:0: session recovery failed
*May 26 08:03:51.839: %LDP-5-NBRCHG: LDP Neighbor 10.10.10.4:0 (2) is DOWN
(Received error notification from peer: Holddown time expired)
```



A network engineer is implementing an LDP-based MPLS solution to enable packet flow between the two bank sites. The engineer was given two requirements:

- LDP peering must stay up when there is a link failure between R3 and R6
- LDP peering must not flap when there is a link failure between R5 and R6

Which action meets these requirements?

- A. Enable Link LDP on R4 and R6
- B. Reset the LDP session between R4 and R6
- C. Configure LDP Session Protection on R4
- D. Implement an LDP targeted session with R4 on R6

Answer: C

NEW QUESTION 491

Which Cisco software OS uses monolithic architecture?

- A. NX-OS
- B. IOS XE
- C. IOS XR
- D. IOS

Answer: D

Explanation:

Cisco Internetwork Operating System (IOS) is the software used on most Cisco Systems routers and current Cisco network switches. IOS is a package of routing, switching, internetworking and telecommunications functions integrated into a multitasking operating system. IOS uses a monolithic architecture, meaning that all processes run in a single address space, making it a single-image system.

NEW QUESTION 493

Which statement describes the advantage of a Multi-Layer control plane?

- A. It automatically provisions monitors, and manages traffic across Layer 0 to Layer 3
- B. It minimizes human error configuring converged networks
- C. It supports dynamic wavelength restoration in Layer 0
- D. It provides multivendor configuration capabilities for Layer 3 to Layer 1

Answer: C

NEW QUESTION 496

Refer to the exhibit.

```
interface gigabitethernet 0/2
no ip directed-broadcast
```

Which type of DDoS attack will be mitigated by this configuration?

- A. SYN flood
- B. smurf attack
- C. SIP INVITE flood attacks
- D. teardrop attack

Answer: B

NEW QUESTION 501

An engineering team must implement Unified MPLS to scale an MPLS network. Devices in the core layer use different IGPs, so the team decided to split the network into different areas. The team plans to keep the MPLS services as they are and introduce greater scalability. Which additional action must the engineers take to implement the Unified MPLS?

- A. Redistribute the IGP prefixes from one IGP into the other routers to ensure end-to-end LSPs.
- B. Configure the ABR routers as route reflectors that redistribute IGP into BGP.
- C. Redistribute the IGP prefixes into another IGP to ensure end-to-end LSPs.
- D. Move the IGP prefixes into IS-IS as the loopback prefixes of the PE routers to distribute the prefixes to other routers to create end-to-end LSPs.

Answer: B

NEW QUESTION 505

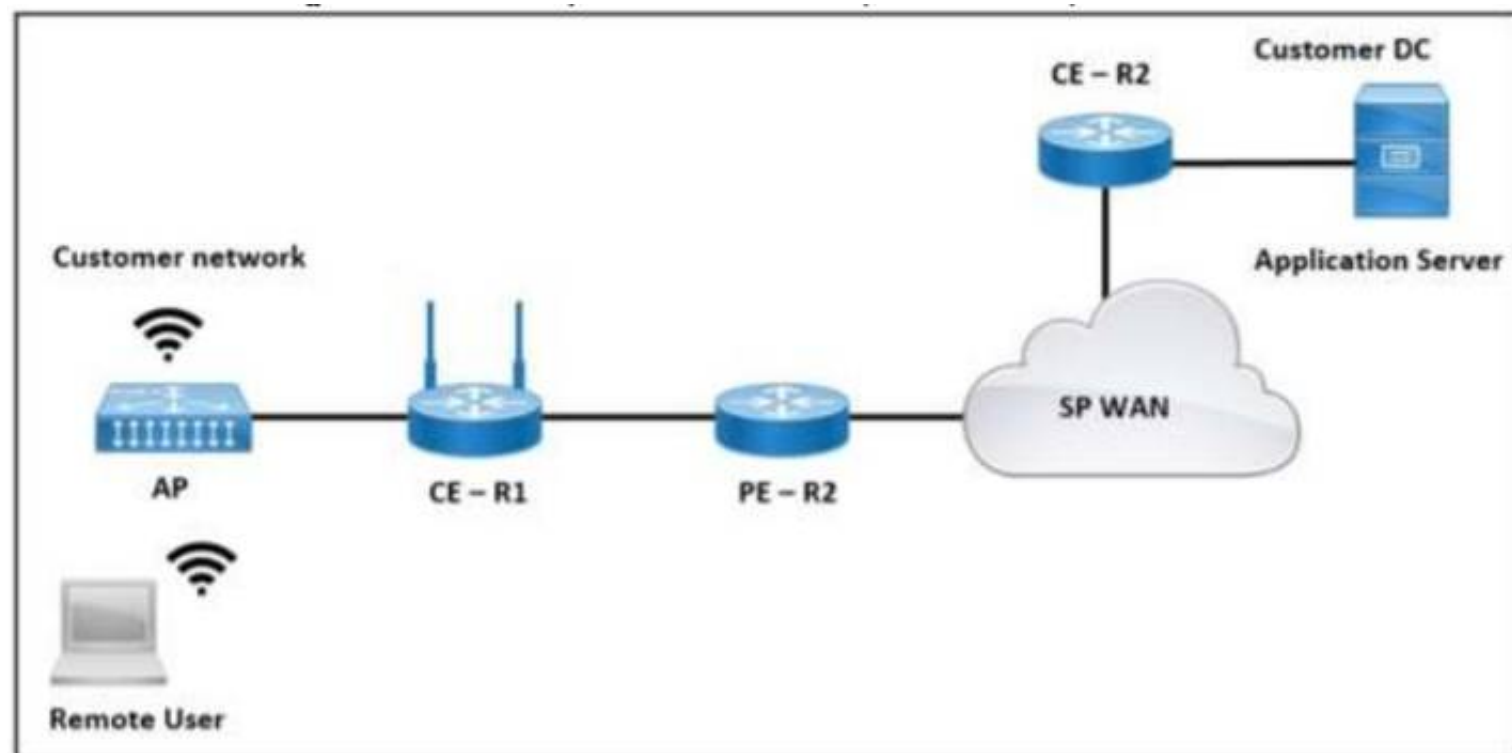
A network architect must implement CSC VPN services for a new backbone carrier. Which two benefits does the architecture provide? (Choose two.)

- A. It maintains a single backbone, which simplifies the VPN implementation to customers.
- B. It eliminates the need to maintain a centralized network-maintenance and operations strategy.
- C. It leverages IPsec to establish connections within the backbone.
- D. which eliminates the need for BGP to distribute routes.
- E. It supports a scalable growth strategy that services multiple customers efficiently.
- F. It relies on IP communications, which simplifies the network design.

Answer: AD

NEW QUESTION 508

Refer to the exhibit.



The application server in the data center hosts voice, video, and data applications over the internet. The data applications run more slowly than the voice and video applications. To ensure that all applications run smoothly, the service provider decided to implement a QoS policy on router PER 2 to apply traffic shaping. Which two actions must an engineer take to implement the task? (Choose two.)

- A. Configure the scheduling function to handle delayed packets.
- B. Enable packet remarking for priority traffic.
- C. Configure a queue to buffer excess traffic.
- D. Set the token value for secondary traffic.
- E. Set a threshold to discard excess traffic.

Answer: AC

NEW QUESTION 512

Why do Cisco MPLS TE tunnels require a link-state routing protocol?

- A. Link-state routing protocols use SPF calculations that the tunnel endpoints leverage to implement the tunnel
- B. The link-state database provides a data repository from which the tunnel endpoints can dynamically select a source ID
- C. The tunnel endpoints can use the link-state database to evaluate the entire topology and determine the best path
- D. The link state database provides segmentation by area, which improves the path-selection process

Answer: C

NEW QUESTION 515

What Is the primary role of Ansible In a network?

- A. It is used as a debugging tool for connectivity issues between the DMZ and an enterprise intranet.
- B. It Is used to diagnose Layer 11 issues In data centers that span more than one city block.
- C. It is used to deploy IPv6 configuration is networks That are dual slack.
- D. It is used as a network automation provisioning and configuration tool.

Answer: D

NEW QUESTION 520

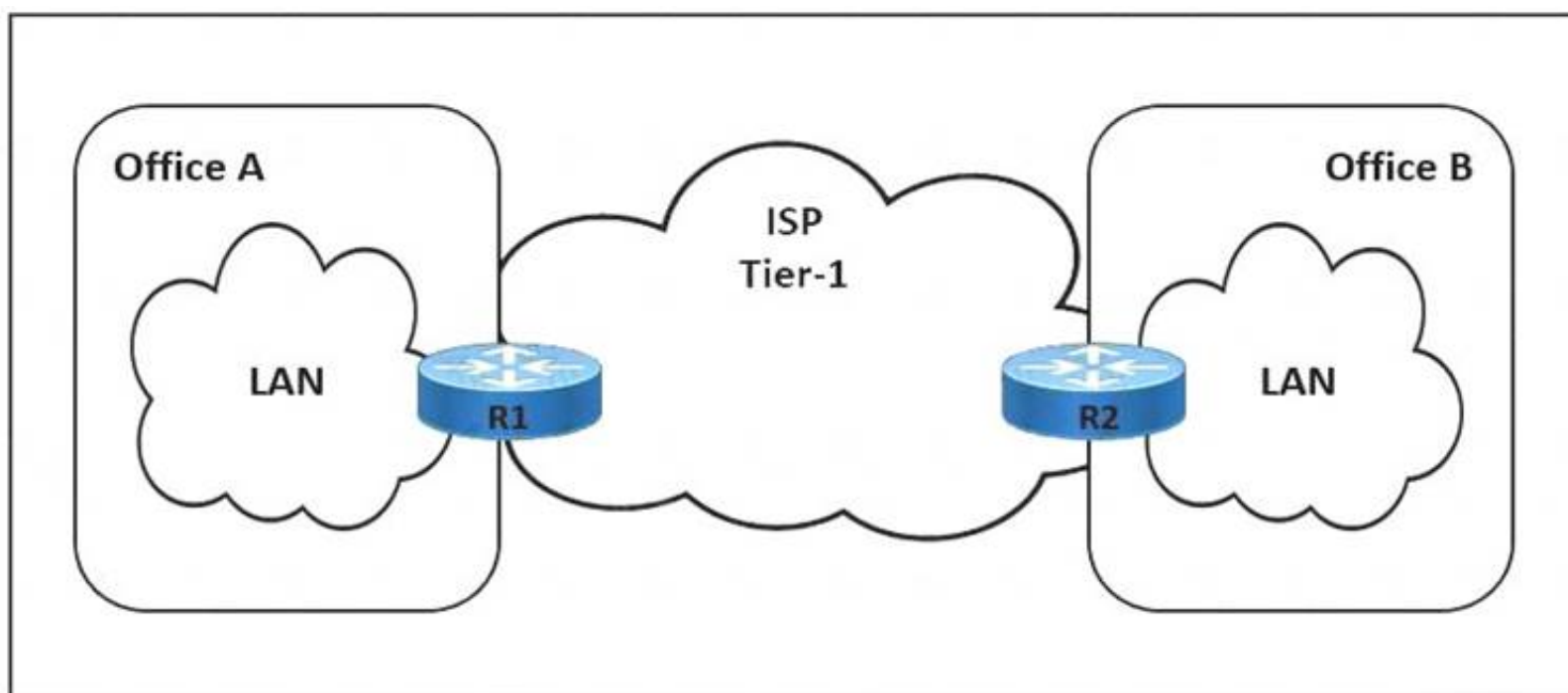
How can a network administrator secure rest APIs?

- A. They can allow read and write privileges to all users
- B. They can ensure that user sessions are authenticated using TACACS+ only
- C. They can have a general administrator login for multiple users to access that has command entries logged
- D. They can authenticate user sessions and provide the appropriate privilege level

Answer: D

NEW QUESTION 524

Refer to the exhibit.



The link between Office A and Office B is running at 90% load, and occasionally the CPU on router R1 is overloaded. The company implemented QoS for business-critical applications at both offices as a temporary solution. A network engineer must update the R1 configuration to 600 ms to reduce CPU load and limit downtime after connection failure to avoid data loss. Which action meets this requirement?

- A. Configure the fast-hello feature for OSPF with the command `ip ospf dead-interval minimal hello-multiplier 3`.
- B. Configure BFD demand mode with the command `bfd-demand timer 150 interval 250 retransmit 5`.
- C. Configure BFD non-echo mode with the command `echo interval 250 minimal 300 echo-multiplier 2`.
- D. Configure BFD echo mode with the command `bfd interval 150 min_rx 200 multiplier 3`.

Answer: D

NEW QUESTION 526

Refer to the exhibit.

```
R10(config)#interface G0/1
R10(config-if)#ip address 172.16.0.1 255.255.255.0
R10(config-if)#ip ospf 1 area 0
R10(config-if)#ip ospf multi-area 10
R10(config-if)#ip ospf multi-area 10 cost 5
```

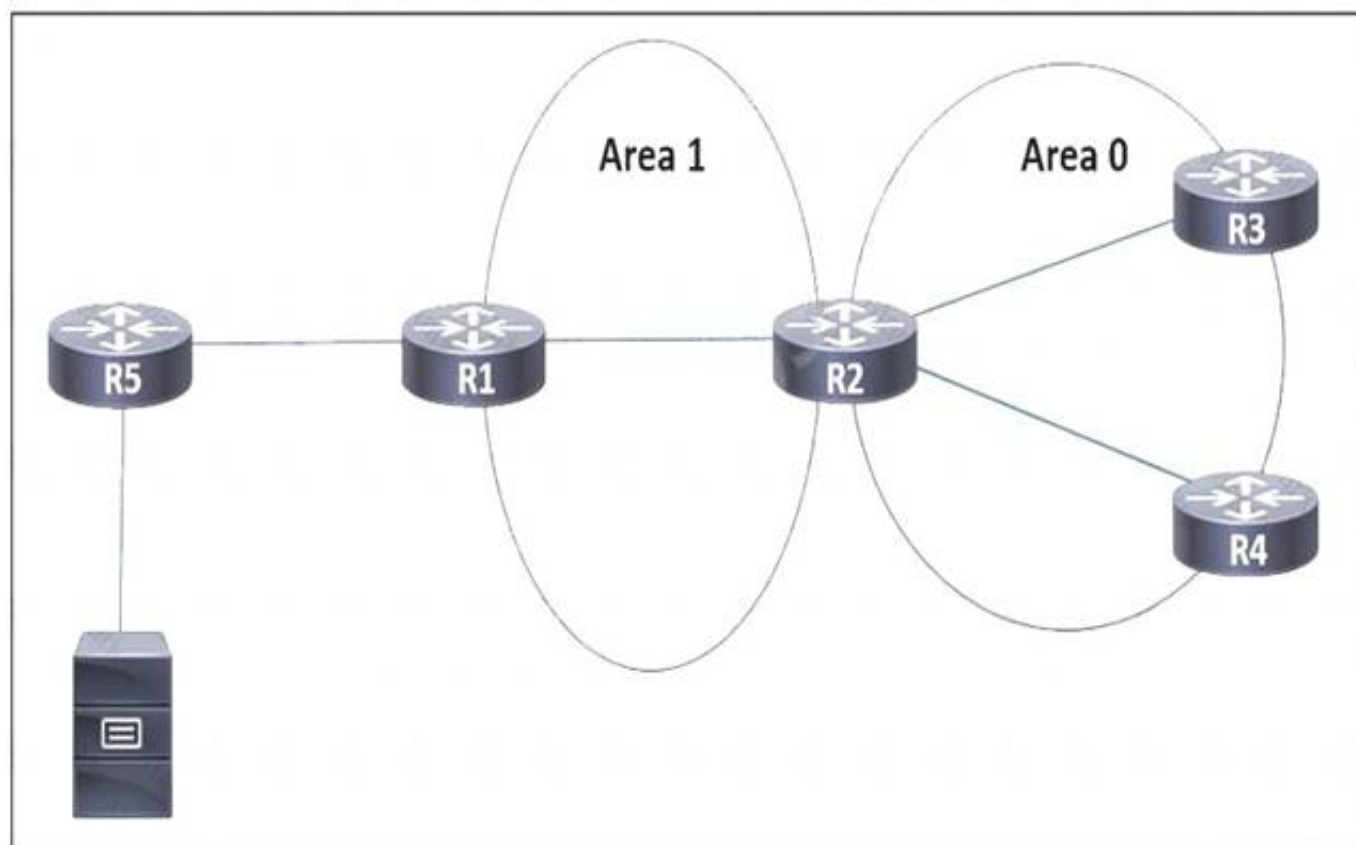
A network engineer is implementing OSPF multiarea. Which command on interface G0/1 resolves adjacency issues in the new area?

- A. `ip ospf network broadcast`
- B. `ip ospf network point-to-point`
- C. `ip ospf network non-broadcast`
- D. `ip ospf network point-to-multipoint`

Answer: B

NEW QUESTION 528

Refer to the exhibit.



EIGRP is running between routers R5 and R1, and OSPF is used in the rest of the network. Users in a network attached to router R3 need to access a server connected to R5. Which task must the engineer perform so that only the users attached to R3 are able to access the server, but no other network is shared to OSPF?

- A. Configure redistribution using route maps to filter the routes that are shared
- B. Configure redistribution using an offset list to filter the routes that are shared.
- C. Configure an OSPF virtual link between R1 and R3 to route traffic between the two areas.
- D. Configure R1 as a stub router for EIGRP and OSPF so that only the default route is shared

Answer: A

NEW QUESTION 531

What is a constraint of Cisco MPLS TE tunnel configurations?

- A. Tunnels cannot span multiple OSPF areas.
- B. With ISIS as an IG
- C. only older-style metrics are used.
- D. Tunnels cannot be configured over IP unnumbered links.
- E. QoS-aware tunneling is not supported.

Answer: C

Explanation:

Restrictions for MPLS Traffic Engineering and Enhancements

- MPLS traffic engineering supports only a single IGP process/instance. Multiple IGP processes/instances are not supported and MPLS traffic engineering should not be configured in more than one IGP process/instance.
- MPLS traffic engineering does not support ATM MPLS-controlled subinterfaces.
- The MPLS traffic engineering feature does not support routing and signaling of LSPs over unnumbered IP links. Therefore, do not configure the feature over those links.

NEW QUESTION 532

Refer to the exhibit.

```
mpls label range 16 100000 static 100002 1048570
mpls label protocol ldp

mpls ldp graceful-restart
!
interface Loopback0
!
ip address 10.20.20.20 255.255.255.255
no ip directed-broadcast
no ip mroute-cache
!
interface Gi1/1/0
ip address 10.12.0.2 255.255.0.0
no ip directed-broadcast
mpls label protocol ldp
mpls ip
!
router ospf 100
log-adjacency-changes
nsf cisco enforce global
redistribute connected subnets
network 10.20.20.20 0.0.0.0 area 0
network 10.12.0.0 0.0.255.255 area 0
!
mpls ldp router-id Loopback0 force
```

A network administrator implemented MPLS LDP changes on PE-A LSR device. The engineer must ensure there are no LDP peer are fully operational. Which LDP feature must the engineer apply to the existing configuration to eliminate the problem?

- A. Configure MPLS LDP IGP synchronization on the network.
- B. Configure MPLS LDP NSR for all LDP sessions.
- C. Enable LDP session protection under the routing protocol.
- D. Disable IP CEF on routers running LDP and enable LDP.

Answer: B

Explanation:

<https://www.cisco.com/c/en/us/td/docs/ios-xml/ios/msp/configuration/xr-3s/mp-ha-xr-3s-book/mp-nsr-ldp-supp>

NEW QUESTION 536

Refer to the exhibit:

```
R1:
interface FastEthernet0/0
ip address 10.1.12.1 255.255.255.0
duplex full
end
!
!
!
R1(config)#interface FastEthernet0/0
R1(config-if)#ospfv3 1 area 1 ipv4
% IPv6 routing not enabled
```

A network engineer is implementing an OSPF configuration Based on the output, which statement is true?

- A. In the ospfv3 1 area 1 ipv4 command, area 0 must be configured instead of area 1.
- B. OSPFv3 does not run for IPv4 on FastEthernet0/0 until IPv6 is enabled on the router and IPv6 is enabled on interface FastEthernet0/0
- C. OSPFv3 cannot be configured for IPv4; OSPFv3 works only for IPv6.
- D. "IPv6 routing not enabled" is just an informational message and OSPFv3 runs for IPv4 on interface FastEthernet0/0 anyway

Answer: B

NEW QUESTION 537

Drag and drop the OSPF area types from the left onto the correct statements on the right

backbone	required area that allows interarea communication
not-so-stubby	area that can learn interarea routes and the default route
stub	area that can learn only the default route and routes within its own area
totally stubby	area that can serve as a redistribution point for external routes to enter the OSPF domain

- A. Mastered
- B. Not Mastered

Answer: A

Explanation:

backbone	backbone
not-so-stubby	stub
stub	totally stubby
totally stubby	not-so-stubby

NEW QUESTION 539

An engineer is trying to implement BGP in a multihomed architecture. What must the engineer configure to influence inbound path selection?

- A. A route map with WEIGHT attribute to control the inbound traffic.
- B. An offset list to set the metric for routes received from neighboring autonomous systems.
- C. An access list to identify traffic and enable it on both of the provider-facing interfaces.
- D. A route map with AS_PATH attribute to control the inbound traffic.

Answer: D

NEW QUESTION 544

What is the function of Cisco NFV infrastructure platform?

- A. It does not have a security audit feature.
- B. It does not offer high availability.
- C. It offers consistent performance.
- D. It offers decentralized logging.

Answer: C

NEW QUESTION 548

.....

Thank You for Trying Our Product

We offer two products:

1st - We have Practice Tests Software with Actual Exam Questions

2nd - Questions and Answers in PDF Format

350-501 Practice Exam Features:

- * 350-501 Questions and Answers Updated Frequently
- * 350-501 Practice Questions Verified by Expert Senior Certified Staff
- * 350-501 Most Realistic Questions that Guarantee you a Pass on Your First Try
- * 350-501 Practice Test Questions in Multiple Choice Formats and Updates for 1 Year

100% Actual & Verified — Instant Download, Please Click
[Order The 350-501 Practice Test Here](#)