

CKAD Dumps

Certified Kubernetes Application Developer (CKAD) Program

<https://www.certleader.com/CKAD-dumps.html>



NEW QUESTION 1

Exhibit:



Task

Create a new deployment for running nginx with the following parameters;

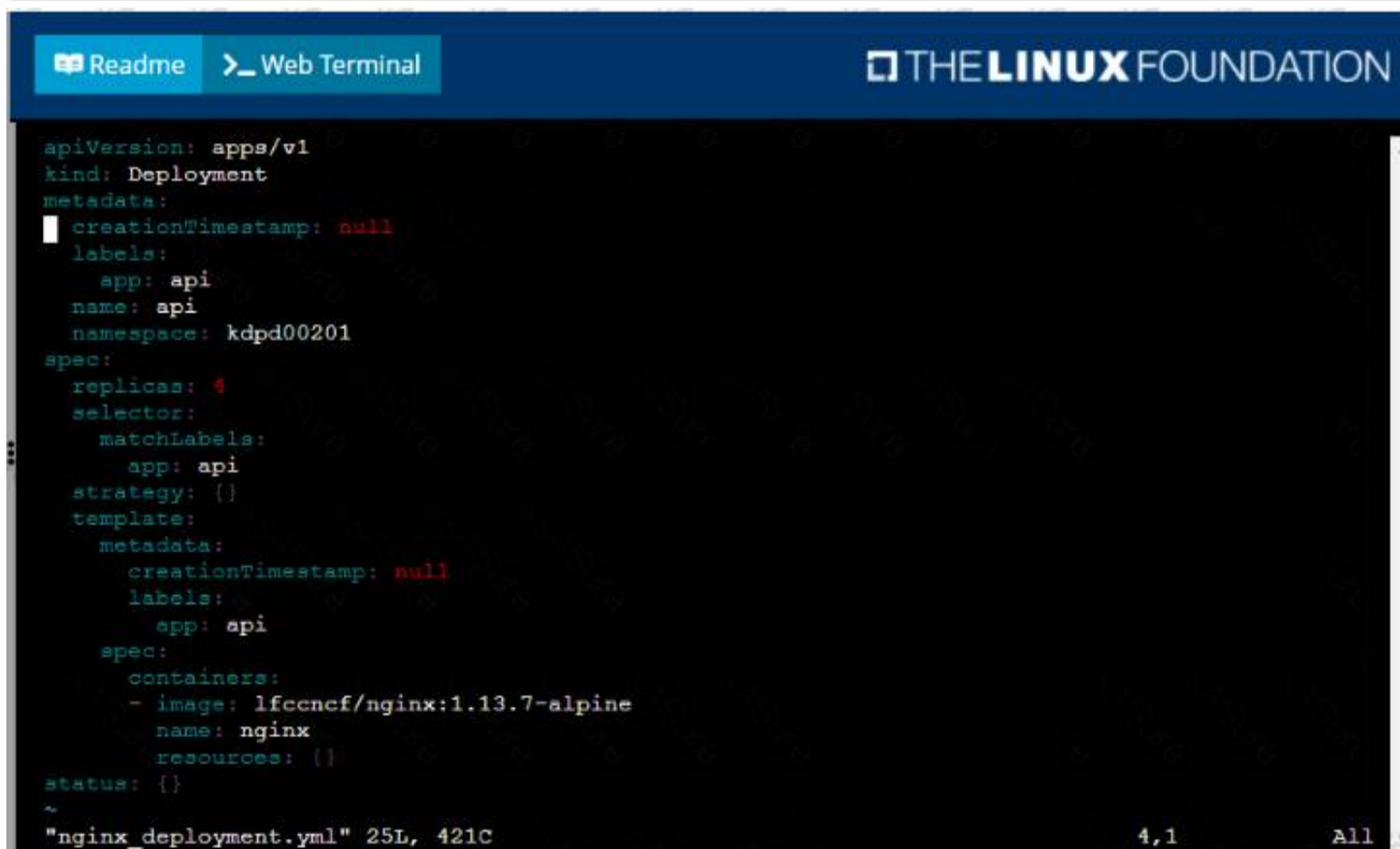
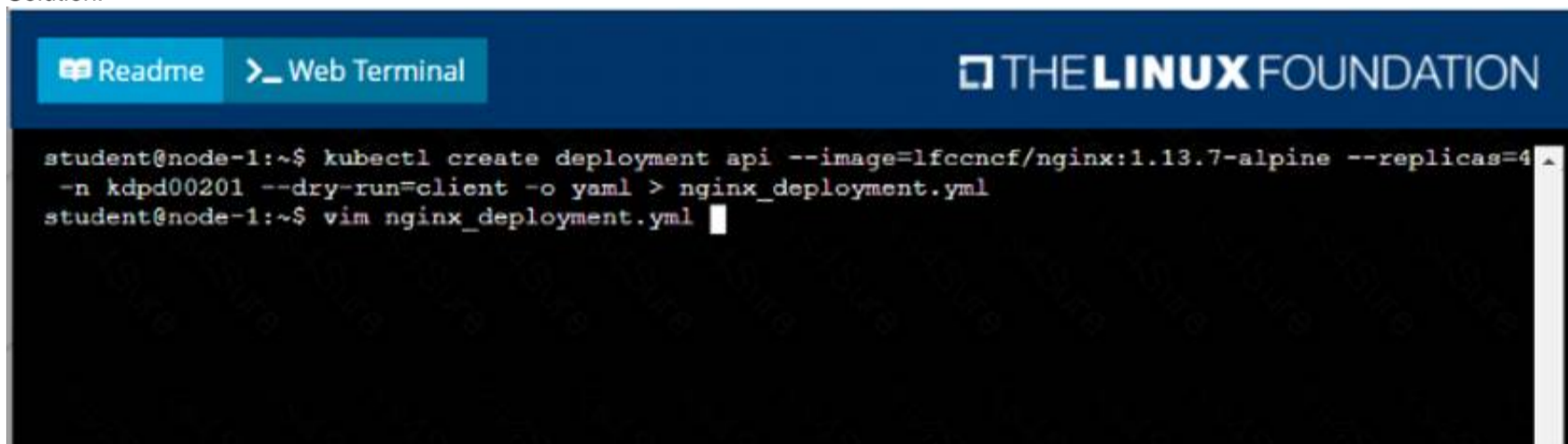
- Run the deployment in the kdpd00201 namespace. The namespace has already been created
 - Name the deployment frontend and configure with 4 replicas
 - Configure the pod with a container image of lfccncf/nginx:1.13.7
 - Set an environment variable of NGINX PORT=8080 and also expose that port for the container above
- Answer:
See the solution below.

- A. Mastered
B. Not Mastered

Answer: A

Explanation:

Solution:



Readme
Web Terminal
THE **LINUX** FOUNDATION

```

apiVersion: apps/v1
kind: Deployment
metadata:
  labels:
    app: api
  name: api
  namespace: kdpd00201
spec:
  replicas: 4
  selector:
    matchLabels:
      app: api
  template:
    metadata:
      labels:
        app: api
    spec:
      containers:
        - image: lfccncf/nginx:1.13.7-alpine
          name: nginx
          ports:
            - containerPort: 8080
          env:
            - name: NGINX_PORT
              value: "8080"

```

23,8 All

Readme
Web Terminal
THE **LINUX** FOUNDATION

```

student@node-1:~$ kubectl create deployment api --image=lfccncf/nginx:1.13.7-alpine --replicas=4
-n kdpd00201 --dry-run=client -o yaml > nginx_deployment.yml
student@node-1:~$ vim nginx_deployment.yml
student@node-1:~$ kubectl create nginx_deployment.yml
Error: must specify one of -f and -k

error: unknown command "nginx_deployment.yml"
See 'kubectl create -h' for help and examples
student@node-1:~$ kubectl create -f nginx_deployment.yml
error: error validating "nginx_deployment.yml": error validating data: ValidationError(Deployment.spec.template.spec): unknown field "env" in io.k8s.api.core.v1.PodSpec; if you choose to ignore these errors, turn validation off with --validate=false
student@node-1:~$ vim nginx_deployment.yml
student@node-1:~$ kubectl create -f nginx_deployment.yml
deployment.apps/api created
student@node-1:~$ kubectl get pods -n kdpd00201
NAME                                READY   STATUS    RESTARTS   AGE
api-745677f7dc-7hnmv               1/1     Running   0           13s
api-745677f7dc-9q5vp               1/1     Running   0           13s
api-745677f7dc-fd4gk               1/1     Running   0           13s
api-745677f7dc-mbnpc               1/1     Running   0           13s
student@node-1:~$

```

NEW QUESTION 2

Exhibit:



Context

You sometimes need to observe a pod's logs, and write those logs to a file for further analysis. Task

Please complete the following;

- Deploy the counter pod to the cluster using the provided YAMLSpec file at /opt/KDOB00201/counter.yaml
- Retrieve all currently available application logs from the running pod and store them in the file /opt/KDOB00201/log_Output.txt, which has already been created

- A. Mastered
- B. Not Mastered

Answer: A

Explanation:

Solution:

```
student@node-1:~$ kubectl create -f /opt/KDOB00201/counter.yaml
pod/counter created
student@node-1:~$ kubectl get pods
NAME          READY   STATUS    RESTARTS   AGE
counter       1/1     Running   0           10s
liveness-http 1/1     Running   0           6h45m
nginx-101     1/1     Running   0           6h46m
nginx-configmap 1/1     Running   0           107s
nginx-secret   1/1     Running   0           7m21s
poller        1/1     Running   0           6h46m
student@node-1:~$ kubectl logs counter
1: 2b305101817ae25ca60ae46510fb6d11
2: 3648cf2eae95ab680dba8f195f891af4
3: 65c8bbd4dbf70bf81f2a0984a3a44ede
4: 40d3a9c8e46f5533bb4828fbe5c8d038
5: 390442d2530a90c3602901e3fe999ac8
6: b71d95187417e139effb33af77681040
7: 66a8e55a6491e756d2d0549ad6ab90a7
8: ff2b3d583b64125d2f9129c443bb37ff
9: b6c6a12b6e77944ed8baaaf6c242dae4
10: bfcc9a894a0604fc4b814b37d0a200a4
student@node-1:~$ kubectl logs counter > /opt/KDOB00201/log_output.txt
student@node-1:~$
```

```
student@node-1:~$ kubectl logs counter > /opt/KDOB00201/log_output.txt
student@node-1:~$ kubectl logs counter > /opt/KDOB00201/log_output.txt
student@node-1:~$ cat /opt/KDOB00201/log_output.txt
```

Readme
Web Terminal

```
student@node-1:~$ kubectl logs counter > /opt/KDOB00201/log_output.txt
student@node-1:~$ cat /opt/KDOB00201/log_output.txt
1: 2b305101817ae25ca60ae46510fb6d11
2: 3648cf2eae95ab680dba8f195f891af4
3: 65c8bbd4dbf70bf81f2a0984a3a44ede
4: 40d3a9c8e46f5533bb4828fbe5c8d038
5: 390442d2530a90c3602901e3fe999ac8
6: b71d95187417e139effb33af77681040
7: 66a8e55a6491e756d2d0549ad6ab90a7
8: ff2b3d583b64125d2f9129c443bb37ff
9: b6c6a12b6e77944ed8baaaf6c242dae4
10: bfcc9a894a0604fc4b814b37d0a200a4
11: 5493cd16a1790a5fb9512b0c9d4c5dd1
12: 03f169e93e6143438e6dfe4ecb3cc9ed
13: 764b37fe611373c42d0b47154041f6eb
14: 1a56fbc1896b0ee6394136166281839e
15: ecc492eb17715de090c47345a98d98d3
16: 7974a6bec0fb44b6b8bbfc71aa3fbe74
17: 9ae01bef01748b12cc9f97a5f9f72cd6
18: 23fb22ee34d4272e4c9e005f1774515f
19: ec7e1a5d314da9a0ad45d53be5a7acae
20: 0bccdd8ee02cd42029e8162cd1c1197c
21: d6851ea43546216b95bcb81ced997102
22: 7ed9a38ea8bf0d86206569481442af44
23: 29b8416ddc63dbfcb987ab3c8198e9fe
24: 1f2062001df51a108ab25010f506716f
student@node-1:~$
```

NEW QUESTION 3

Exhibit:



Context

You are tasked to create a secret and consume the secret in a pod using environment variables as follow:

Task

- Create a secret named another-secret with a key/value pair; key1/value4
- Start an nginx pod named nginx-secret using container image nginx, and add an environment variable exposing the value of the secret key key 1, using COOL_VARIABLE as the name for the environment variable inside the pod

- A. Mastered
- B. Not Mastered

Answer: A

Solution:

```

student@node-1:~$ kubectl create secret generic some-secret --from-literal=key1=value4
secret/some-secret created
student@node-1:~$ kubectl get secret
NAME                                TYPE                                DATA  AGE
default-token-4kvr5                kubernetes.io/service-account-token  3      2d11h
some-secret                        Opaque                              1      5s
student@node-1:~$ kubectl run nginx-secret --image=nginx --dry-run=client -o yaml > nginx_secret
.yml
student@node-1:~$ vim nginx_secret.yml

```

Readme

Web Terminal

THE **LINUX** FOUNDATION

```
apiVersion: v1
kind: Pod
metadata:
  labels:
    run: nginx-secret
    name: nginx-secret
spec:
  containers:
  - image: nginx
    name: nginx-secret
    env:
    - name: COOL_VARIABLE
      valueFrom:
        secretKeyRef:
          name: some-secret
          key: key1
```

-- INSERT --

16,20All

Readme
Web Terminal

```

student@node-1:~$ kubectl get pods -n web
NAME      READY   STATUS    RESTARTS   AGE
cache     1/1     Running   0           9s
student@node-1:~$ kubectl create secret generic some-secret --from-literal=key1=value4
secret/some-secret created
student@node-1:~$ kubectl get secret
NAME                TYPE          DATA   AGE
default-token-4kvr5  kubernetes.io/service-account-token  3       2d11h
some-secret          Opaque        1       5s
student@node-1:~$ kubectl run nginx-secret --image=nginx --dry-run=client -o yaml > nginx_secret.yml
student@node-1:~$ vim nginx_secret.yml
student@node-1:~$ kubectl create -f nginx_secret.yml
pod/nginx-secret created
student@node-1:~$ kubectl get pods
NAME            READY   STATUS             RESTARTS   AGE
liveness-http   1/1     Running            0           6h38m
nginx-101       1/1     Running            0           6h39m
nginx-secret     0/1     ContainerCreating  0           4s
poller          1/1     Running            0           6h39m
student@node-1:~$ kubectl get pods
NAME            READY   STATUS    RESTARTS   AGE
liveness-http   1/1     Running   0           6h38m
nginx-101       1/1     Running   0           6h39m
nginx-secret     1/1     Running   0           8s
poller          1/1     Running   0           6h39m
student@node-1:~$

```

NEW QUESTION 4

Exhibit:



Task

A deployment is falling on the cluster due to an incorrect image being specified. Locate the deployment, and fix the problem.
Pending

- A. Mastered
- B. Not Mastered

Answer: A

Explanation:

Suggest the Solution.

NEW QUESTION 5

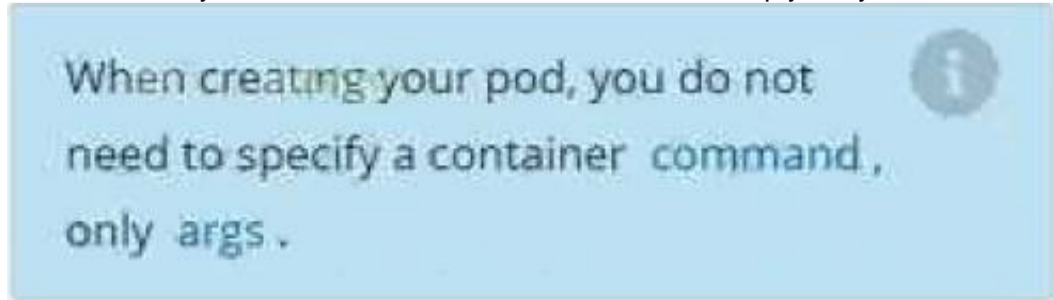
Context

Anytime a team needs to run a container on Kubernetes they will need to define a pod within which to run the container.

Task

Please complete the following:

- Create a YAML formatted pod manifest /opt/KDPD00101/pod1.yml to create a pod named app1 that runs a container named app1cont using image lfcncf/arg-output with these command line arguments: -lines 56 -F
- Create the pod with the kubectl command using the YAML file created in the previous step
- When the pod is running display summary data about the pod in JSON format using the kubectl command and redirect the output to a file named /opt/KDPD00101/out1.json
- All of the files you need to work with have been created, empty, for your convenience



- A. Mastered
- B. Not Mastered

Answer: A

Solution:

```
student@node-1:~$ kubectl run appl --image=lfccncf/arg-output --dry-run=client -o yaml > /opt/KDPD00101/pod1.yml
student@node-1:~$ vim /opt/KDPD00101/pod1.yml
```

Readme

> Web Terminal

THE LINUX FOUNDATION

```
apiVersion: v1
kind: Pod
metadata:
  creationTimestamp: null
  labels:
    run: app1
  name: app1
spec:
  containers:
  - image: lfccncf/arg-output
    name: app1
    resources: {}
  dnsPolicy: ClusterFirst
  restartPolicy: Always
status: {}

~/opt/KDPD00101/pod1.yml 15L, 242C 3,1 All
```

Readme

Web Terminal

THE **LINUX** FOUNDATION

```
apiVersion: v1
kind: Pod
metadata:
  labels:
    run: app1
    name: app1
spec:
  containers:
  - image: lfccncf/arg-output
    name: app1
    args: ["--lines", "56", "--"]
```

11,30All

```
pod/appl created
student@node-1:~$ kubectl get pods
NAME          READY   STATUS             RESTARTS   AGE
appl          0/1     ContainerCreating   0           5s
counter       1/1     Running             0           4m44s
liveness-http 1/1     Running             0           6h50m
nginx-101     1/1     Running             0           6h51m
nginx-configmap 1/1     Running             0           6m21s
nginx-secret   1/1     Running             0           11m
poller        1/1     Running             0           6h51m
student@node-1:~$ kubectl get pods
NAME          READY   STATUS    RESTARTS   AGE
appl          1/1     Running   0           26s
counter       1/1     Running   0           5m5s
liveness-http 1/1     Running   0           6h50m
nginx-101     1/1     Running   0           6h51m
nginx-configmap 1/1     Running   0           6m42s
nginx-secret   1/1     Running   0           12m
poller        1/1     Running   0           6h51m
student@node-1:~$ kubectl delete pod appl
pod "appl" deleted
student@node-1:~$ vim /opt/KDPD00101/pod1.yml
```

```

Readme Web Terminal

nginx-configmap 1/1 Running 0 6m2
nginx-secret 1/1 Running 0 11m
poller 1/1 Running 0 6h5
student@node-1:~$ kubectl get pods
NAME READY STATUS RESTARTS AGE
app1 1/1 Running 0 26s
counter 1/1 Running 0 5m5s
liveness-http 1/1 Running 0 6h50m
nginx-101 1/1 Running 0 6h51m
nginx-configmap 1/1 Running 0 6m42s
nginx-secret 1/1 Running 0 12m
poller 1/1 Running 0 6h51m
student@node-1:~$ kubectl delete pod app1
pod "app1" deleted
student@node-1:~$ vim /opt/KDPD00101/pod1.yml
student@node-1:~$ kubectl create -f /opt/KDPD00101/pod1.yml
pod/app1 created
student@node-1:~$ kubectl get pods
NAME READY STATUS RESTARTS AGE
app1 1/1 Running 0 20s
counter 1/1 Running 0 6m57s
liveness-http 1/1 Running 0 6h52m
nginx-101 1/1 Running 0 6h53m
nginx-configmap 1/1 Running 0 8m34s
nginx-secret 1/1 Running 0 14m
poller 1/1 Running 0 6h53m
student@node-1:~$ kubectl get pod app1 -o json >

```

```

Readme Web Terminal THE LINUX FOUNDATION

poller 1/1 Running 0 6h51m
student@node-1:~$ kubectl get pods
NAME READY STATUS RESTARTS AGE
app1 1/1 Running 0 26s
counter 1/1 Running 0 5m5s
liveness-http 1/1 Running 0 6h50m
nginx-101 1/1 Running 0 6h51m
nginx-configmap 1/1 Running 0 6m42s
nginx-secret 1/1 Running 0 12m
poller 1/1 Running 0 6h51m
student@node-1:~$ kubectl delete pod app1
pod "app1" deleted
student@node-1:~$ vim /opt/KDPD00101/pod1.yml
student@node-1:~$ kubectl create -f /opt/KDPD00101/pod1.yml
pod/app1 created
student@node-1:~$ kubectl get pods
NAME READY STATUS RESTARTS AGE
app1 1/1 Running 0 20s
counter 1/1 Running 0 6m57s
liveness-http 1/1 Running 0 6h52m
nginx-101 1/1 Running 0 6h53m
nginx-configmap 1/1 Running 0 8m34s
nginx-secret 1/1 Running 0 14m
poller 1/1 Running 0 6h53m
student@node-1:~$ kubectl get pod app1 -o json > /opt/KDPD00101/out1.json
student@node-1:~$
student@node-1:~$

```

NEW QUESTION 6

Exhibit:



Context


A project that you are working on has a requirement for persistent data to be available. Task

To facilitate this, perform the following tasks:

- Create a file on node sk8s-node-0 at /opt/KDSP00101/data/index.html with the content Acct=Finance
- Create a PersistentVolume named task-pv-volume using hostPath and allocate 1Gi to it, specifying that the volume is at /opt/KDSP00101/data on the cluster's node. The configuration should specify the access mode of ReadWriteOnce . It should define the StorageClass name exam for the PersistentVolume , which will be used to bind PersistentVolumeClaim requests to this PersistentVolume.
- Create a PersistentVolumeClaim named task-pv-claim that requests a volume of at least 100Mi and specifies an access mode of ReadWriteOnce
- Create a pod that uses the PersistentVolumeClaim as a volume with a label app: my-storage-app mounting the resulting volume to a mountPath /usr/share/nginx/html inside the pod

You can access `sk8s-node-0` by issuing the following command:

```
[student@node-1] $ | ssh sk8s-node-0
```

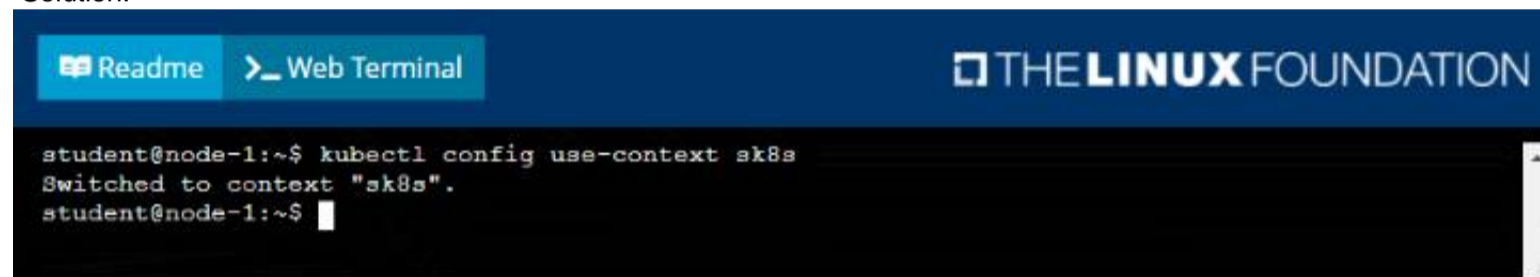
Ensure that you return to the base node (with hostname `node-1`) once you have completed your work on `sk8s-node-0` 

- A. Mastered
B. Not Mastered

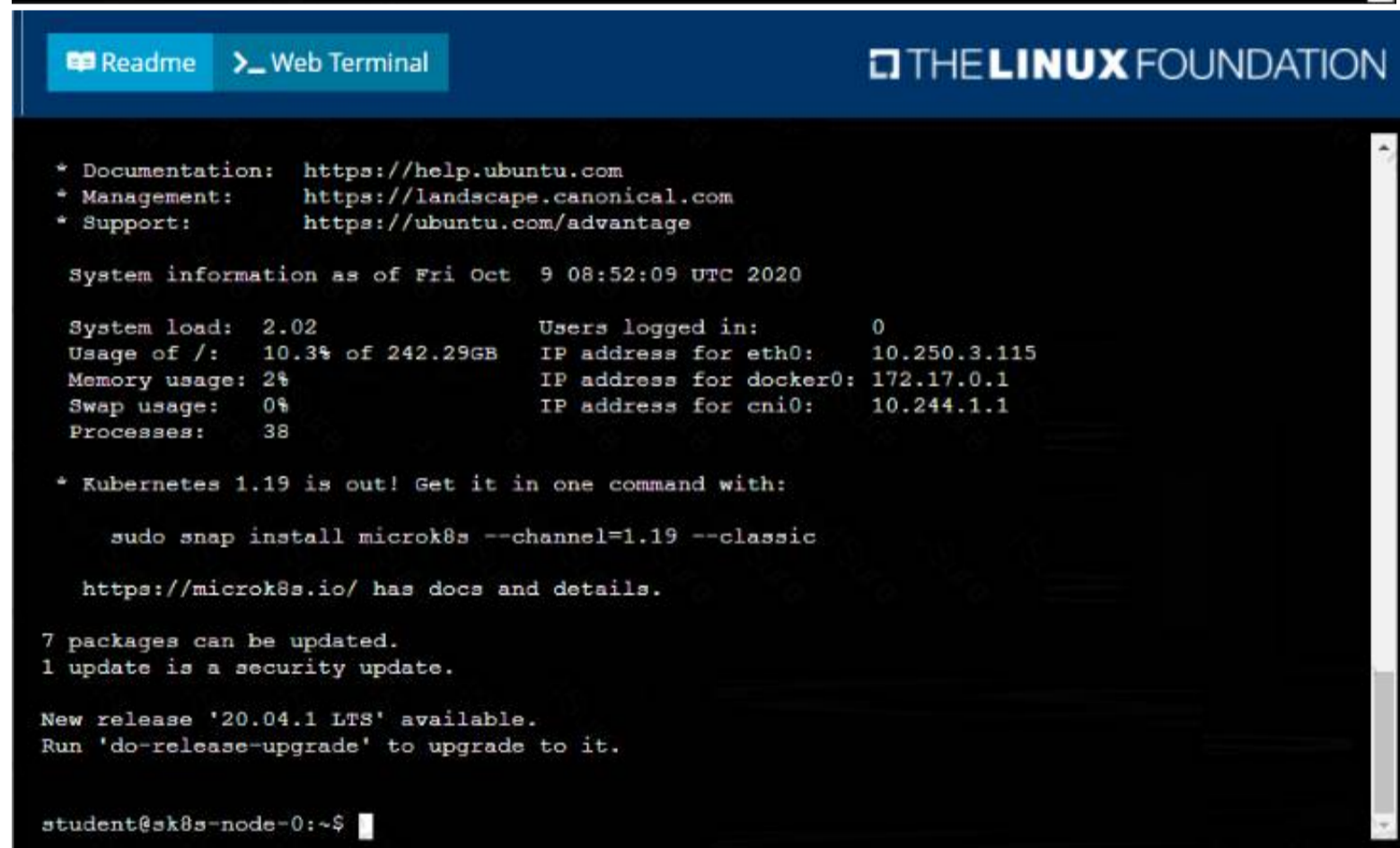
Answer: A

Explanation:

Solution:



```
student@node-1:~$ kubectl config use-context sk8s
Switched to context "sk8s".
student@node-1:~$
```



```
* Documentation:  https://help.ubuntu.com
* Management:    https://landscape.canonical.com
* Support:        https://ubuntu.com/advantage

System information as of Fri Oct  9 08:52:09 UTC 2020

System load:  2.02           Users logged in:      0
Usage of /:   10.3% of 242.29GB IP address for eth0:   10.250.3.115
Memory usage: 2%            IP address for docker0: 172.17.0.1
Swap usage:   0%            IP address for cni0:   10.244.1.1
Processes:    38

* Kubernetes 1.19 is out! Get it in one command with:

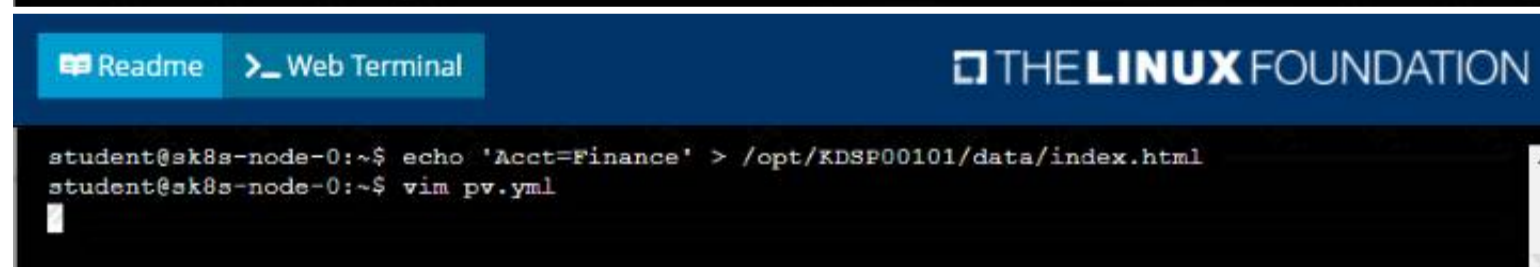
    sudo snap install microk8s --channel=1.19 --classic

https://microk8s.io/ has docs and details.

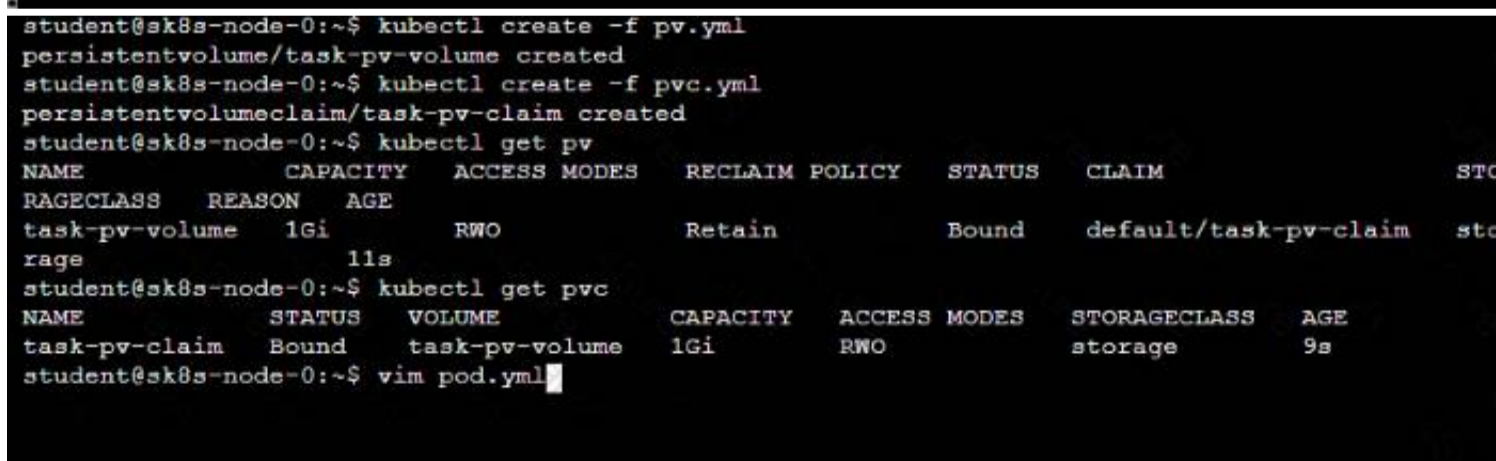
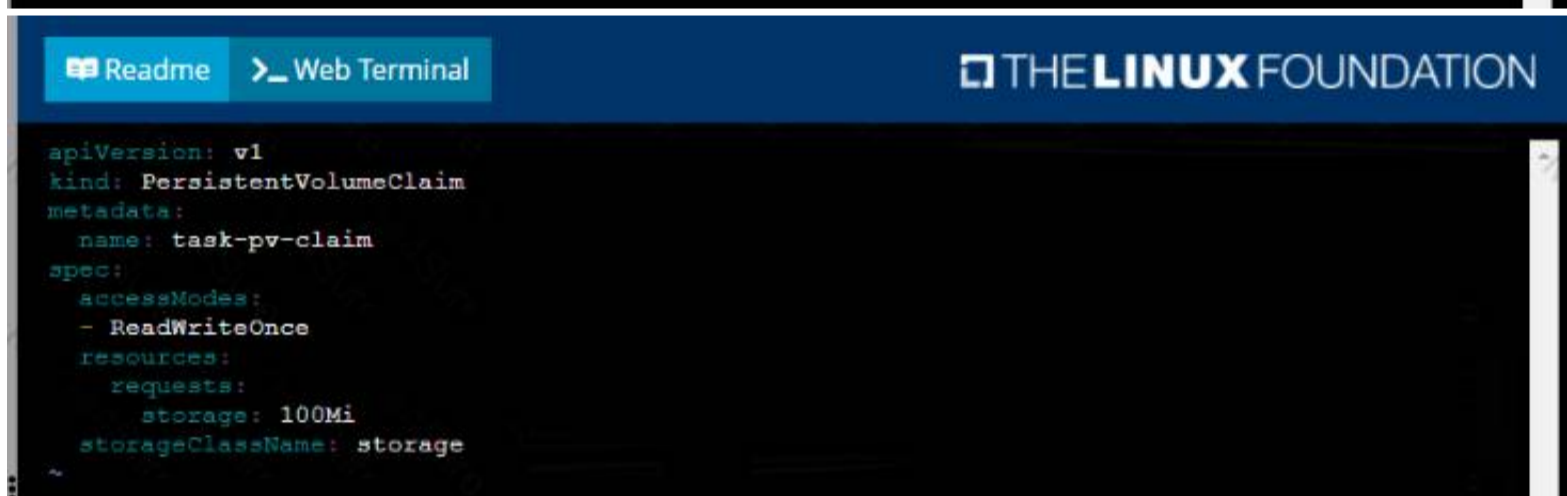
7 packages can be updated.
1 update is a security update.

New release '20.04.1 LTS' available.
Run 'do-release-upgrade' to upgrade to it.

student@sk8s-node-0:~$
```



```
student@sk8s-node-0:~$ echo 'Acct=Finance' > /opt/KDSP00101/data/index.html
student@sk8s-node-0:~$ vim pv.yml
```



```
student@sk8s-node-0:~$ kubectl create -f pod.yml
pod/mypod created
student@sk8s-node-0:~$ kubectl get
```

Readme

Web Terminal

THE **LINUX** FOUNDATION

```
student@sk8s-node-0:~$ kubectl get pods
NAME      READY   STATUS             RESTARTS   AGE
mypod     0/1     ContainerCreating   0           4s
student@sk8s-node-0:~$ kubectl get pods
NAME      READY   STATUS             RESTARTS   AGE
mypod     0/1     ContainerCreating   0           8s
student@sk8s-node-0:~$ kubectl get pods
NAME      READY   STATUS    RESTARTS   AGE
mypod     1/1     Running   0           10s
student@sk8s-node-0:~$ logout
Connection to 10.250.3.115 closed.
student@node-1:~$
```

NEW QUESTION 7

Exhibit:



Context

As a Kubernetes application developer you will often find yourself needing to update a running application. Task Please complete the following:

- Update the app deployment in the kdpd00202 namespace with a maxSurge of 5% and a maxUnavailable of 2%
- Perform a rolling update of the web1 deployment, changing the lfcncf/ngmx image version to 1.13
- Roll back the app deployment to the previous version

A. Mastered
B. Not Mastered

Answer: A

Explanation:

Solution:

A screenshot of a terminal window. The terminal has a blue header bar with two buttons: 'Readme' and 'Web Terminal'. To the right of the buttons is the 'THE LINUX FOUNDATION' logo. Below the header bar, the terminal shows a command prompt 'student@node-1:~\$' followed by the command 'kubectl edit deployment app -n kdpd00202' which has been entered and is followed by a cursor.

Readme
Web Terminal

THE LINUX FOUNDATION

```
uid: 1dfa2527-5c61-46a9-8dd3-e24643d3ce14
spec:
  progressDeadlineSeconds: 600
  replicas: 10
  revisionHistoryLimit: 10
  selector:
    matchLabels:
      app: nginx
  strategy:
    rollingUpdate:
      maxSurge: 5%
      maxUnavailable: 2
    type: RollingUpdate
  template:
    metadata:
      creationTimestamp: null
      labels:
        app: nginx
    spec:
      containers:
      - image: lfocncf/nginx:1.13
        imagePullPolicy: IfNotPresent
        name: nginx
        ports:
        - containerPort: 80
          protocol: TCP
:wq!
```

Readme
Web Terminal

THE LINUX FOUNDATION

```
student@node-1:~$ kubectl edit deployment app -n kdpd00202
deployment.apps/app edited
student@node-1:~$ kubectl rollout status deployment app -n kdpd00202
Waiting for deployment "app" rollout to finish: 6 out of 10 new replicas have been updated...
Waiting for deployment "app" rollout to finish: 7 out of 10 new replicas have been updated...
Waiting for deployment "app" rollout to finish: 7 out of 10 new replicas have been updated...
Waiting for deployment "app" rollout to finish: 7 out of 10 new replicas have been updated...
Waiting for deployment "app" rollout to finish: 8 out of 10 new replicas have been updated...
Waiting for deployment "app" rollout to finish: 8 out of 10 new replicas have been updated...
Waiting for deployment "app" rollout to finish: 8 out of 10 new replicas have been updated...
Waiting for deployment "app" rollout to finish: 8 out of 10 new replicas have been updated...
Waiting for deployment "app" rollout to finish: 9 out of 10 new replicas have been updated...
Waiting for deployment "app" rollout to finish: 9 out of 10 new replicas have been updated...
Waiting for deployment "app" rollout to finish: 9 out of 10 new replicas have been updated...
Waiting for deployment "app" rollout to finish: 1 old replicas are pending termination...
Waiting for deployment "app" rollout to finish: 8 of 10 updated replicas are available...
Waiting for deployment "app" rollout to finish: 9 of 10 updated replicas are available...
deployment "app" successfully rolled out
student@node-1:~$ kubectl rollout undo deployment app -n kdpd00202
deployment.apps/app rolled back
student@node-1:~$ kubectl rollout status deployment app -n kdpd00202
Waiting for deployment "app" rollout to finish: 6 out of 10 new replicas have been updated...
Waiting for deployment "app" rollout to finish: 6 out of 10 new replicas have been updated...
Waiting for deployment "app" rollout to finish: 6 out of 10 new replicas have been updated...
Waiting for deployment "app" rollout to finish: 6 out of 10 new replicas have been updated...
Waiting for deployment "app" rollout to finish: 7 out of 10 new replicas have been updated...
Waiting for deployment "app" rollout to finish: 7 out of 10 new replicas have been updated...
Waiting for deployment "app" rollout to finish: 9 out of 10 new replicas have been updated...
Waiting for deployment "app" rollout to finish: 9 out of 10 new replicas have been updated...
Waiting for deployment "app" rollout to finish: 1 old replicas are pending termination...
Waiting for deployment "app" rollout to finish: 1 old replicas are pending termination...
Waiting for deployment "app" rollout to finish: 1 old replicas are pending termination...
Waiting for deployment "app" rollout to finish: 8 of 10 updated replicas are available...
Waiting for deployment "app" rollout to finish: 9 of 10 updated replicas are available...
deployment "app" successfully rolled out
student@node-1:~$
```

NEW QUESTION 8

Exhibit:



Context

You are tasked to create a ConfigMap and consume the ConfigMap in a pod using a volume mount. Task
Please complete the following:

- A. Mastered
B. Not Mastered

Explanation:

```
student@node-1:~$ kubectl create configmap another-config --from-literal=key4=value3
configmap/another-config created
student@node-1:~$ kubectl get configmap
NAME          DATA   AGE
another-config 1       5s
student@node-1:~$ kubectl run nginx-configmap --image=nginx --dry-run=client -o yaml > nginx_configmap.yml
student@node-1:~$ vim nginx_configmap.yml ^C
student@node-1:~$ mv nginx_configmap.yml nginx_configmap.yml
student@node-1:~$ vim nginx_co
```

Readme

Web Terminal

THE **LINUX** FOUNDATION

```
apiVersion: v1
kind: Pod
metadata:
  labels:
    run: nginx-configmap
    name: nginx-configmap
spec:
  containers:
  - image: nginx
    name: nginx-configmap
    volumeMounts:
    - name: myvol
      mountPath: /also/a/path
  volumes:
  - name: myvol
    configMap:
      name: another-config
```

13,6All

```
student@node-1:~$ kubectl create configmap another-config --from-literal=key4=value3
configmap/another-config created
student@node-1:~$ kubectl get configmap
NAME          DATA  AGE
another-config 1      5s
student@node-1:~$ kubectl run nginx-configmap --image=nginx --dry-run=client -o yaml > nginx_conf
igmap.yaml
student@node-1:~$ vim nginx_configmap.yaml ^C
student@node-1:~$ mv nginx_configmap.yaml nginx_configmap.yaml
student@node-1:~$ vim nginx_configmap.yaml
student@node-1:~$
```

Readme

Web Terminal

THE **LINUX** FOUNDATION

```
student@node-1:~$ kubectl create f nginx_configmap.yaml
Error: must specify one of -f and -k

error: unknown command "f nginx_configmap.yaml"
See 'kubectl create -h' for help and examples
student@node-1:~$ kubectl create -f nginx_configmap.yaml
error: error validating "nginx_configmap.yaml": error validating data: ValidationError(Pod.spec.c
ontainers[1]): unknown field "mountPath" in io.k8s.api.core.v1.Container; if you choose to ignor
e these errors, turn validation off with --validate=false
student@node-1:~$ vim nginx_configmap.yaml
student@node-1:~$ kubectl create -f nginx_configmap.yaml
pod/nginx-configmap created
student@node-1:~$ kubectl get pods
NAME          READY  STATUS      RESTARTS  AGE
liveness-http 1/1    Running     0          6h44m
nginx-101      1/1    Running     0          6h45m
nginx-configmap 0/1    ContainerCreating 0          5s
nginx-secret   1/1    Running     0          5m39s
poller         1/1    Running     0          6h44m
student@node-1:~$ kubectl get pods
NAME          READY  STATUS      RESTARTS  AGE
liveness-http 1/1    Running     0          6h44m
nginx-101      1/1    Running     0          6h45m
nginx-configmap 1/1    Running     0          8s
nginx-secret   1/1    Running     0          5m42s
poller         1/1    Running     0          6h45m
student@node-1:~$ l
```

NEW QUESTION 10

.....

Thank You for Trying Our Product

* 100% Pass or Money Back

All our products come with a 90-day Money Back Guarantee.

* One year free update

You can enjoy free update one year. 24x7 online support.

* Trusted by Millions

We currently serve more than 30,000,000 customers.

* Shop Securely

All transactions are protected by VeriSign!

100% Pass Your CKAD Exam with Our Prep Materials Via below:

<https://www.certleader.com/CKAD-dumps.html>