

# Network-Appliance

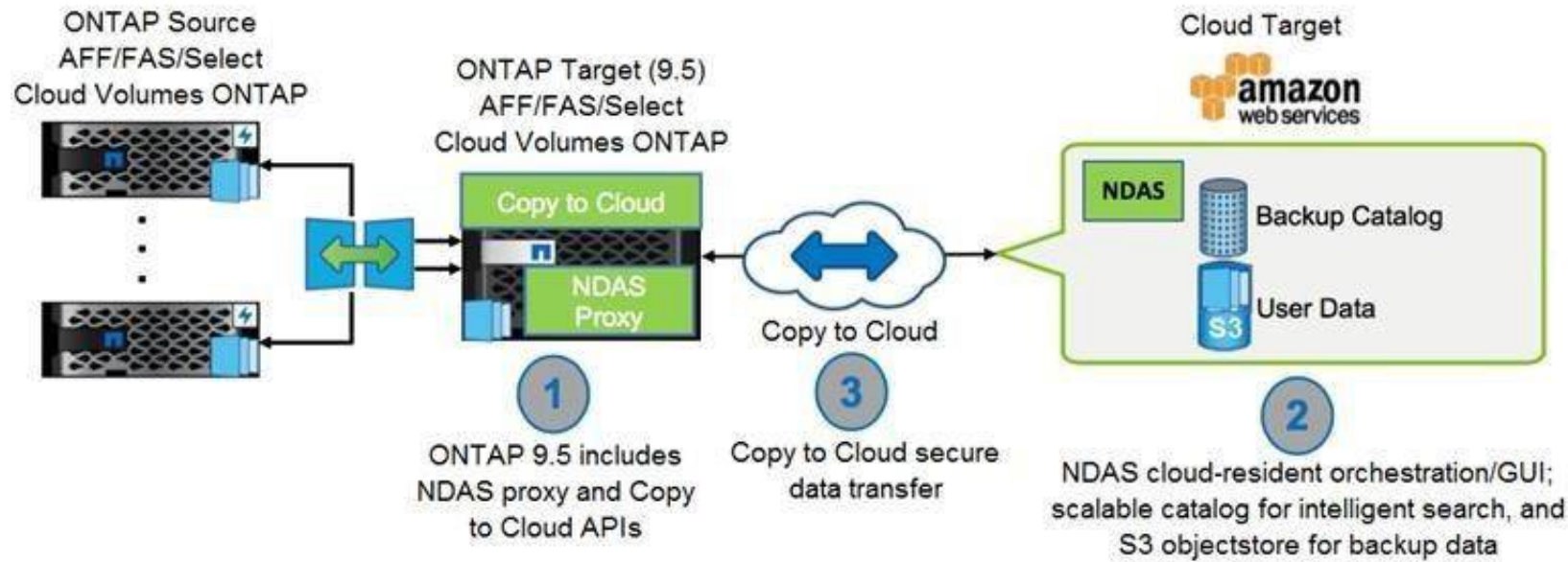
## Exam Questions NS0-161

NetApp Certified Data Administrator - ONTAP



### NEW QUESTION 1

Click the Exhibit button.



Referring to the exhibit, which LIF role is required to copy to cloud with this NetApp Data Availability Services (NDAS) solution? (Choose the best answer.)

- A. node management
- B. cluster
- C. data
- D. intercluster

**Answer: D**

### NEW QUESTION 2

You are the administrator of your company's ONTAP 9.7 storage system. Your system hosted CIFS shares in your Active Directory environment for several years without any problems. Suddenly users report to you that they can no longer access their CIFS shares. What is the reason for this problem? (Choose the best answer.)

- A. The CIFS standard license expired.
- B. The user account used to join your SMB server to your Active Directory expired.
- C. The WINS servers are unreachable.
- D. The NTP servers are unreachable.

**Answer: D**

### NEW QUESTION 3

Your company requires that all data must be encrypted in flight to prevent data from falling into the wrong hands. What are two ways to accomplish this task? (Choose two.)

- A. Ensure that SnapMirror compression is enabled in all SnapMirror relationships.
- B. Modify your cluster peering relationships to support cluster peering encryption.
- C. Enable Multi-Factor Authentication (MFA) for your SnapMirror relationships.
- D. Ensure that all intercluster replication traffic is done through a VPN tunnel.

**Answer: BC**

### NEW QUESTION 4

Your customer has an NTFS volume that they want to access over both SMB and NFS. The client explains that SMB access works fine, but the clients are unable to NFS mount the volume. What are three reasons that would cause this issue? (Choose three.)

- A. There is no export-policy rule for the NFS clients.
- B. The NSF server is not configured.
- C. Multi-protocol is not licensed on the cluster.
- D. The volume security style must be changed to UNIX.
- E. The LIF data protocol does not allow NFS.

**Answer: ABD**

### NEW QUESTION 5

Click the Exhibit button.

```
cluster1::> qos adaptive-policy-group show -policy-group adaptive_qos

Name: adaptive_qos
Vserver: svm1
Uuid: 09ab72bc-3653-11ea-9e81-0050569dce56
ID: 3782
Expected IOPS: 2048 IOPS/TB
Peak IOPS: 4096 IOPS/TB
Absolute Minimum IOPS: 500 IOPS
Expected IOPS Allocation: used-space
Peak IOPS Allocation: allocated-space
Block Size: ANY
Number of Workloads: 0

cluster1::> vol show -volume vol101 -fields qos-adaptive-policy-group, size, used
vserver    volume    size      used      qos-adaptive-policy-group
-----
svm1       vol101    2000GB    500GB     adaptive_qos
```

You have an ONTAP 9.7 cluster. You increased the size of the volume to 3 TB, but the IOPS did not increase as expected. What are the expected IOPS for the volume after the change? (Choose the best answer)

- A. 2048
- B. 6144
- C. 1024
- D. 4096





Answer: C

Explanation:

Reference: [https://kb.netapp.com/Advice\\_and\\_Troubleshooting/Data\\_Storage\\_Software/ONTAP\\_OS/What\\_is\\_Adaptive\\_QoS\\_and\\_how\\_does\\_it\\_work%3F](https://kb.netapp.com/Advice_and_Troubleshooting/Data_Storage_Software/ONTAP_OS/What_is_Adaptive_QoS_and_how_does_it_work%3F)

NEW QUESTION 6

Click the Exhibit button.

FC Ports				
Node	2a	2b	2c	2d
A800_1	 32 Gb/s	 32 Gb/s	 32 Gb/s	 32 Gb/s
WWPN	50:0a:09:81:80:71:50:b2	50:0a:09:82:80:71:50:b2	50:0a:09:83:80:71:50:b2	50:0a:09:84:80:71:50:b2
Network Interface	6	2	1	0
Data Link Rate	32 Gb/s	32 Gb/s	32 Gb/s	32 Gb/s
Port Address	a0000	a0100	a0200	a0300
Protocol	FC, NVMe	FC, NVMe	FC, NVMe	FC, NVMe

A customer has an issue with performance on an NVMe solution. The SVM is using all four ports shown in the exhibit. In this scenario, how would the customer improve the host performance? (Choose the best answer.)

- A. Change the SFP+ in the controllers from 32 Gbps to 64 Gbps.
- B. Move all of the network interfaces to port 2a.
- C. Move some of the network interfaces from 2a to 2c and 2d.
- D. Remove support of the FC protocol and only use NVMe.

Answer: A

NEW QUESTION 7

What are three types of licenses available for ONTAP? (Choose three.)

- A. standard
- B. evaluation
- C. system
- D. site
- E. field

Answer: ABD

Explanation:

Reference: <https://docs.netapp.com/ontap-9/index.jsp?topic=%2Fcom.netapp.doc.onc-sm-help-930%2FGUID-28C78952-A5CC-40BE-9F30-7057B4045CB6.html>

NEW QUESTION 8

Click the Exhibit button.

You have a mission-critical SQL application that uses a single SMB 3.1.1 share to host its database. The storage node that is hosting the SMB share sql01\_ca for the SQL database experiences a hardware failure and fails over to the surviving node.

Referring to the exhibit, what is the state of the SMB share for the SQL database during the failover? (Choose the best answer.)

- A. The SMB share will be available, but all data is corrupted.
- B. The SMB share will be unavailable until node failback.
- C. The SMB share will be available, and all data is accessible.
- D. The SMB share is unavailable due to its stateful nature.

**Answer: A**

#### NEW QUESTION 9

You created a thick-provisioned NAS volume. You receive an alert that the snapshot reserve is full. In this scenario, which two actions will solve this problem? (Choose two.)

- A. Increase the fractional reserve.
- B. Increase the snapshot reserve percentage.
- C. Delete Snapshot copies.
- D. Decrease the volume size.

**Answer: AC**

#### NEW QUESTION 10

Click the Exhibit button.

Referring to the exhibit, what are two reasons why no initiators are displayed in the initiators' igroup screen? (Choose two.)

- A. Zoning on the switches has been done incorrectly.



- B. The server has not been powered up.
- C. ALUA has not been enabled on the NetApp controllers.
- D. SLM has not been enabled.

**Answer:** AB

#### NEW QUESTION 10

Click the Exhibit button.

```
clus01::> fcp interface show
(vserver fcp interface show)
-----
Vserver      Logical   Status
Interface   Admin/Oper  WWPN      Current   Current   Is
Node        Port
-----
svm01        fc-1      up/up     20:01:00:a0:98:87:b6:ce clus01-01 0c   true
svm01        fc-2      up/up     20:02:00:a0:98:87:b6:ce clus01-02 0d   true
2 entries were displayed.

clus01::> fcp adapter show -fields fc-wwpn. node, fc-wwnn
(network fcp adapter show)
node        adapter  fc-wwnn      fc-wwpn
-----
clus01-01   0c       50:0a:09:80:80:31:06:da  50:0a:09:81:80:31:06:da
clus01-02   0d       50:0a:09:80:80:11:0d:bb  50:0a:09:81:80:11:0d:bb

2 entries were displayed.

clus01::>
```

You are planning to present storage to your servers from your AFF system using FC protocol. You have a pair of FC switches to ensure connectivity and you have decided to use WWPN zoning. Referring to the exhibit, which two WWPNs do you use for your configuration? (Choose two.)

- A. fc-2 WWPN
- B. fc-1 WWPN
- C. 0d WWPN
- D. 0c WWPN

**Answer:** AB

#### NEW QUESTION 14

You currently have a Cloud Volumes ONTAP instance running and need to have read/write access to a volume on an on-premises ONTAP cluster. In this scenario, which feature do you use? (Choose the best answer.)

- A. Flash Pool
- B. FlexCache
- C. SnapMirror
- D. Flash Cache

**Answer:** C

#### NEW QUESTION 17

You are configuring an ONTAP cluster to use NVMe/FC. In this scenario, which two statements are true? (Choose two.)

- A. Create NVMe LIFs on FC target ports.
- B. Create an SVM with both NVMe and FC protocols enabled.
- C. Create an SVM with NVMe enabled.
- D. Create and start the FC service.

**Answer:** BD

#### Explanation:

Reference: <https://www.netapp.com/pdf.html?item=/media/10681-tr4684pdf.pdf>

#### NEW QUESTION 21

Click the Exhibit button.

```
cluster1::>vserver services ndmp show

type
-----
SVM1          true          challenge

cluster1::> system services ndmp show
Node          Enabled      Clear Text      User ID
-----
cluster1-01   false        true            root

cluster1::>system services ndmp node-scope-mode status
NDMP node-scope-mode is disabled.

cluster1::> network interface show
Vserver      Logical      Status      Network      Current      Current      Is
Interface    Admin/Oper   Address/Mask Node          Port         Home
-----
SVM1
data_lif1    up/up       192.168.150.250/24 cluster1-01   e0a         true
cluster
cluster_mgmt up/up       192.168.150.240/24 cluster1-01   e0c         true
cluster1-01_ic1 up/up      192.168.150.242/24 cluster1-01   e0d         true
cluster1-01_mgmt1 up/up     192.168.150.241/24 cluster1-01   e0c         true
4 entries were displayed.
```

You are configuring your tape backup software to authenticate to your single-node cluster by using NDMP. Referring to the exhibit, which LIF do you use to connect? (Choose the best answer.)

- A. cluster\_mgmt
- B. cluster1-01\_ic1
- C. cluster-01\_mgmt1
- D. data\_lif1

Answer: D

NEW QUESTION 23

You have a new ONTAP 9.7 2-node AFF A300 cluster with 2x DS224C full shelves of 3.8 TB encrypted SSDs. In this scenario, which statement matches the factory disk-ownership setting? (Choose the best answer.)

- A. All drives on shelf 1 are assigned to one node, and all drives on shelf 2 are assigned to the partner node.
- B. All even-numbered drives on each shelf are assigned to one node, and all odd-numbered drives on each shelf are assigned to the partner node.
- C. Disk ownership is not assigned by the factory.
- D. Drives 0-11 on each shelf are assigned to one node, and drives 12-23 on each shelf are assigned to the partner node.

Answer: C

NEW QUESTION 26

You are asked to separate replication and data traffic into their own individual VLANs. You created two new VLANs and need to create logical interfaces (LIFs). In this scenario, what must you do before creating the LIFs? (Choose the best answer.)

- A. Create a firewall policy.
- B. Create an interface group.
- C. Create a network subnet.
- D. Create a broadcast domain.

Answer: B

NEW QUESTION 31

.....

## Thank You for Trying Our Product

### We offer two products:

1st - We have Practice Tests Software with Actual Exam Questions

2nd - Questions and Answers in PDF Format

### NS0-161 Practice Exam Features:

- \* NS0-161 Questions and Answers Updated Frequently
- \* NS0-161 Practice Questions Verified by Expert Senior Certified Staff
- \* NS0-161 Most Realistic Questions that Guarantee you a Pass on Your FirstTry
- \* NS0-161 Practice Test Questions in Multiple Choice Formats and Updatesfor 1 Year

**100% Actual & Verified — Instant Download, Please Click**  
**[Order The NS0-161 Practice Test Here](#)**